



'Being Better Every Day'

Reception Remote Learning Overview - Week beginning: 1/2/21

All learning can be completed online or in the exercise book. There is no expectation or need to print out any of these learning activities below.

Photographs of learning or individual documents can be submitted by Uploading to your child's Learning Journal in Tapestry.

Or by handing these in at school each **Monday**, should you wish to.

Weekly Welcome Monday 1st – Friday 5th February 2021

Hello,

Welcome to a new week of learning. We miss you very much and hope that you are safe at home.

In this pack, you will find all the instructions you need to ensure that you can learn at home. We will be learning about the same topics in school and can't wait to hear all about what you've learnt! Don't forget to get your adults to upload your work to Tapestry. We'll share some of your photographs next week! If you have any problems with the activities please email Mrs Jacques.

Don't forget, we'll be announcing our 'Star of the Week' on Friday, so make sure we see your fantastic learning!

Have a great week, enjoy all of the learning and we look forward to seeing you when it is safe to do so.

The Reception Team

cjacques@auroraacademies.org sclark@auroraacademies.org



Our News Page

This week the Reception children have been making a house for mouse.




Our Learning Timetable For This Week

| | English | Maths | Wider Curriculum |
|-------|---|--|--|
| Mon | <p>The Amazing Adventures of Max. Sue Cove.</p> <p>Phonics RWI. Special friends sound- th.</p> | <p>Exploring number patterns to 20- Looking at odd & even numbers.</p> <p>Enjoy My Odd Day.</p> <p>https://www.youtube.com/watch?v=E3ZZo7ORyGY</p> <p>Explore sharing quantities of objects in half to discover odd numbers.</p> | <p>Enjoy Webster's email.</p> <p>https://www.youtube.com/watch?v=EYYyyUwKsE8</p> <p>Continuing our work on e-safety.</p> |
| Tues | <p>Order the story photographs.</p> <p>Phonics- RWI. Word time.</p> | <p>Sort the Numicon tile pictures finding all the odd numbers. Can you order them from the fewest to the greatest?</p> | <p>Enjoy Dot by Randi Zuckerberg.</p> <p>https://www.youtube.com/watch?v=2epEd2tR1-g Explore the importance of 'Technology downtime' and that many words have two meanings.</p> |
| Wed | <p>Add words to the photographs.</p> <p>Phonics- RWI. Spell the words</p> | <p>Enjoy My Even Day.</p> <p>https://www.youtube.com/watch?v=Bk4HftjD8PQ. Resort your Numicon tiles. This time lay out all the even number tiles, ordering from the fewest to the greatest.</p> | <p>Access Google Earth or Street View.</p> <p>Can you find your home or your school?</p> |
| Thurs | <p>Draw pictures for the beginning & end of the story.</p> <p>Phonics-Read the story.</p> | <p>Pairs and counting in twos. Explore grouping in twos to identify odd or even quantities.</p> | <p>Jigsaw- Dreams & Goals.</p> <p>Flight to the future. What would you like to be when you grew up?</p> |
| Fri | INSET DAY- reread your story. Purple Mash activities. | | |

Reading Log- Please keep a log of books you have shared at home.



 <https://www.oxfordowl.co.uk/please-log-in> Please sign up (for free!) to access the eBooks on this site to continue reading at a suitable level. You could send in a photo or video of your child reading.

[illegible]

Tasks and Activities

| | |
|---------------------------|---|
| English | <p>Monday- Enjoy the story. The Amazing Adventures of Max. Then answer the questions.</p> <p>Tuesday- Look at the photos, write the numbers 1 to 5 next to them to place them in the right order.</p> <p>Wednesday- Cut out the pictures, order and stick. Write a word or sentence to describe where Max is.</p> <p>Thursday- Draw the pictures for the beginning and end of the story.</p> |
| Phonics | <p>Our new sound 'th' will be our focus this week. On Monday a RWI session introduces these 'special friends'.</p> <p>On Tuesday the RWI session is a word time!</p> <p>On Wednesday the RWI session is spelling! So get out your phonic letters, paper and a pencil.</p> <p>On Thursday we will read a new short story.</p> |
| Maths | <p>This week we are working on number patterns to 20. We will focus on odd and even numbers. I hope you will be able to access the class videos before completing each activity.</p> <p>Monday- Set up bowls of varying quantities of small objects less than 20. First find out how many in the bowl. Then share between child and adult. Write the number if it will not share evenly then it is an odd number and you can give it a tick. (All even numbers need a cross!)</p> <p>Tuesday- Cut out all the Numicon tile cards. After exploring how to recognise the odd numbers with ease on these tiles, get your child to collect all the odd number tiles and to order them from the smallest to the greatest number. Ask your child to write these numbers. Use them to count to 20 whispering the missing numbers and shouting the odd numbers.</p> <p>Wednesday- Today use your cards from yesterday but this time find all of the even numbers. Again order from the smallest number, write numerals and then today shout the even numbers and whisper the odd numbers.</p> <p>Thursday- Today we explore the pattern of even numbers is the same as counting in twos. The sheet asks children to group objects in pairs, (count in twos if you can), write the number and decide if it is even or odd.</p> |
| Wider curriculum | <p>This week we will continue to focus on e- safety through talking about some more lovely stories.</p> <p>We will complete our Jigsaw (PSED) work about 'Dreams and Goals' Discuss the skills you might need in order to do the job they think they might like to do as a grown up.</p> |
| Purple Mash | <p>If you have not done so already support your child to click on the silhouette on their drawer and create an 'Avatar'.</p> <p>Enter the Maths area, go on Simple city and visit the toy shop to do some shopping.</p> <p>Enter the Reading & Writing area. Select 2Create a story and attempt to make a 4 page story.</p> <p>(Details on how to do these are at the end of the booklet.)</p> |
| Attached Documents | <p>English sheets.</p> <p>A phonic sheet / more letter cards & a short story.</p> <p>Maths cards and a sheet.</p> |

<https://www.nspcc.org.uk/keeping-children-safe/coronavirus-advice-support-children-families-parents/>



English- Monday- Read the story and answer the questions.

The Amazing Adventures of Max. by Sue Cove.



Hello, my name is Max and I'm a black Labrador. I love having adventures. An adventure is exciting and you never know what might happen. I'm just about to go on one now. Would you like to come with me? That's great!

There are lots of things to do and play, so let's get ready and be on our way!



In this adventure I go on a long walk and find some sticks.

As you are listening to this story think about where I go and what sort of sticks I find.

You can listen to an audio version of the story on Monday's sway.

Max's Morning Walk.

Once upon a time, there was a black Labrador called Max **who** lived on the edge of a small town with his family.

Early one Spring morning, Max woke up and thought to himself, "I'd like to go for a walk and collect some sticks." So, he barked and he barked and he barked until he had woken everyone in the house!

As soon as Max had his harness fastened, his family opened the door, stepped outside and set off on their walk. The sun shone down from a bright, blue sky and birds sang up above in the trees. Max's nose twitched with excitement as he sniffed the fresh air.

First, Max walked on a path near a canal. **As** he was walking, he saw a brown stick. Not too big, not too small but just right! "This looks like a good stick," thought Max. **So**, he picked it up and continued on his way.

Next, Max walked along beside the canal **until** he came to a stone bridge. Max walked under the bridge where he found another stick. Not too heavy, not too light but just right! "This looks like a grand stick," thought Max. So, he picked it up and continued on his way.

After that, Max walked on and on **until** he came to a deep, dark wood. There he found another stick that was not too tickly, not too prickly. **Unfortunately**, it was an extremely long stick! **Luckily**, the path was very wide. 'This looks like a fun stick', thought Max so he picked it up and continued on his way.

Finally, Max arrived at the beach where noisy seagulls swooped. He was feeling so hot that he jumped into the sea to cool down. Splash! Max swam round and round and round **until** he found another stick, floating in the sea. Not too straight, not too bendy but just right! "This looks like an unusual stick," thought Max so he grabbed it and swam to the shore.

At last, Max and his family returned home. What a very long walk I've had, thought Max and look how many sticks I've found! Max yawned. He curled up in his bed, closed his eyes and fell fast asleep dreaming of his next adventure.

Choose a few questions to ask about the story like the ones below but don't ask too many!

Model answering the questions, for example, 'I like the part when Max went to the beach because he goes swimming. Which part do you like?'

Encourage your child to respond in full sentences e.g.

'I like the part when.....because.....'




- Where did Max go on his walk?
- Have you ever been on a walk? Where did you go?
- What sounds did Max hear at the beach?
- I wonder why he swam round and round?
- How many sticks did Max find?
- What were they like?
- Tell me, do you think Max had a favourite stick?
- Tell me how Max felt when he got home?
- How do you know?
- Do you know any other stories where someone goes for a walk?

Tuesday-

Have a good look at the pictures of Max and then see if you can work out what order they should be in. Ask your helper to read the story again and work out the right order as you listen.

Can you number each of the 5 pictures from the story?

Think about: * **Where did Max go first?** * **Where did he go next?**
* **Where did he go after that?** * **What was the problem?** * **Where did he go then?** * **Where did he finally go before he returned home?**



Now the photos from the middle of my walk are in the right order, can you act out the story?

Wednesday-English. Cut out the pictures from yesterday and stick them on this page in order. Write a word (such as wood, canal, road) or a simple sentence (such as, Max went to a wood) for each picture from the story.

Thursday-English.

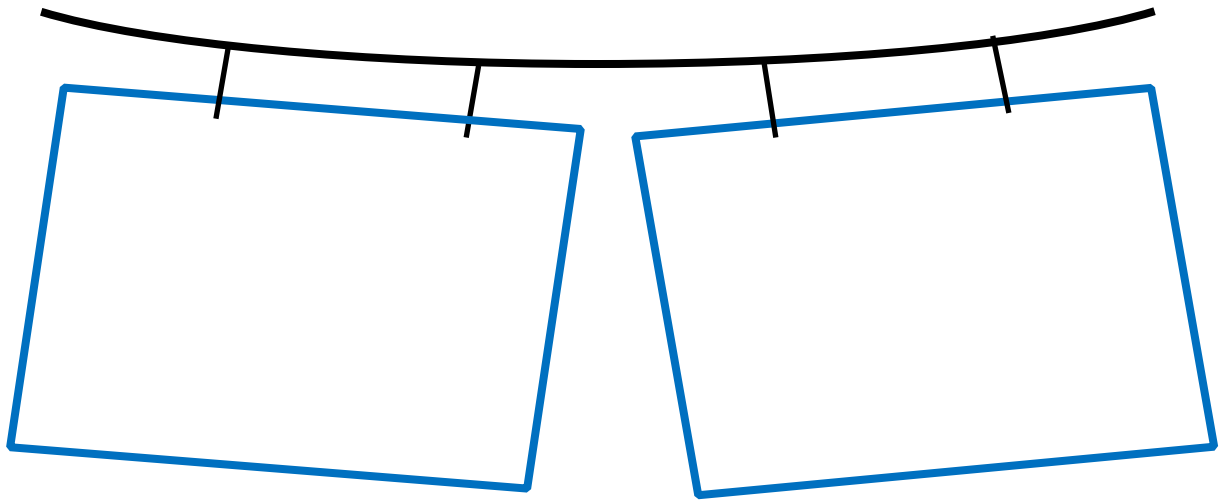
Look back at the story and talk about what happened at the beginning of the story. Help your child to see that:

• **Max woke up.** • **Then he decided he wanted to go outside.** • **So he barked and barked.**

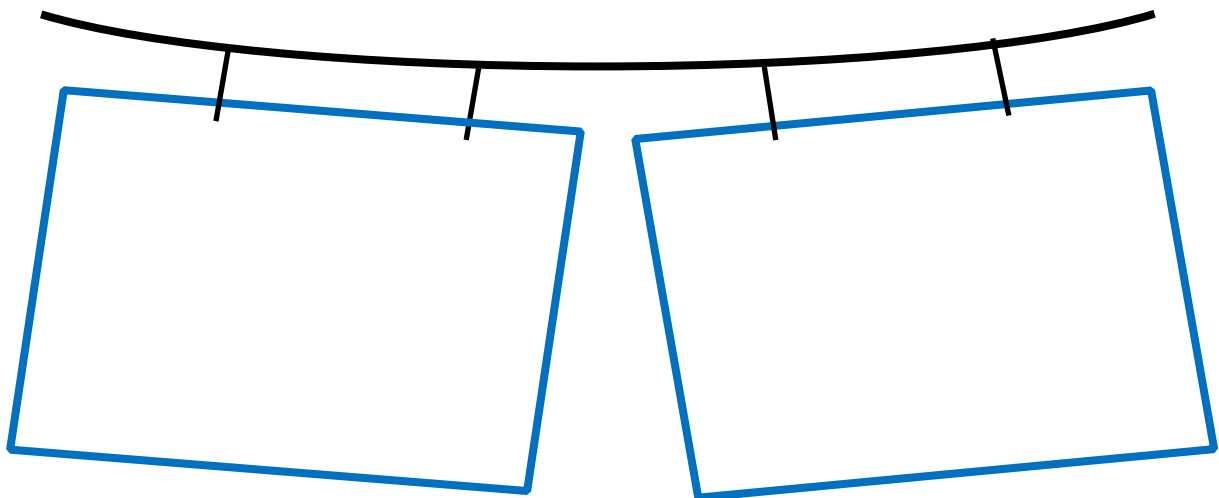
Try acting out the story helping your child to imitate all the things that Max did in the order that he did them so at the end of the story they can act out how:

• **Max got into bed,** • **fell asleep** • **and dreamed.**

Can you draw two things Max did at **the beginning** of the story?




Can you draw two things Max did at **the end** of the story?




Phonics-Wednesday-spelling!

Parents- Sara's words today are- (You might want to get out the letters you need to support your child before starting the video. - Including cutting out the two below.)

Ship, thin, shop, fox, wet, fox.



Handwriting practice lines consisting of three sets of horizontal lines. Each set includes a top red line, a middle blue line, and a bottom red line, providing a guide for letter height and placement.



Thursday & over the long weekend! Please practise reading the words 'speedily' and the story using your 'story teller' voice!

In the bin

Introduction

In this story the children help Mum tidy up ... but there's a problem!



Ditty 3 In the bin

Green words

Read in Fred Talk (pure sounds).

bag rug hat bin in
this lid on

Red words

the put

Ditty 3 In the bin

Introduction

In this story the children help Mum tidy up ... but there's a problem!



put this bag in the bin

put this hat in the bin



put this rug in
the bin










put the lid on...







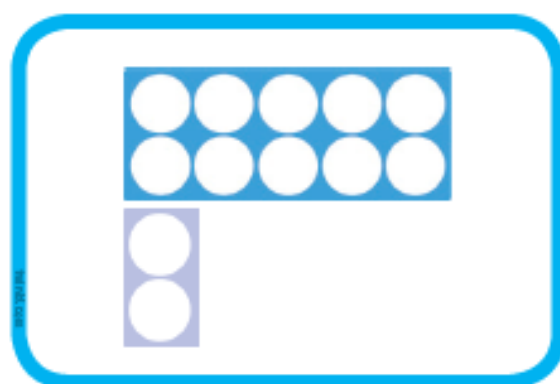






Can your child answer these questions?

- 1. What is the second thing Mum asks the boy to put in the bin?*
- 2. Why can't they put the lid on the bin?*
- 3. What sort of things do you put in the bin?*

Maths-Numicon cards-cut out for the activity on Tuesday and Wednesday.

















Thursday-Group the food in pairs- can you count up in twos? Write the number and circle odd or even.

What's for Dinner?

Pair the food items shown below by drawing circles around them. Then, write the number of items and say whether it is odd or even. The first one has been done for you.



| | | |
|--|---|---|
|  | 7 | <input checked="" type="radio"/> odd <input type="radio"/> even |
|  | | <input type="radio"/> odd <input type="radio"/> even |
|  | | <input type="radio"/> odd <input type="radio"/> even |
|  | | <input type="radio"/> odd <input type="radio"/> even |
|  | | <input type="radio"/> odd <input type="radio"/> even |
|  | | <input type="radio"/> odd <input type="radio"/> even |
|  | | <input type="radio"/> odd <input type="radio"/> even |
|  | | <input type="radio"/> odd <input type="radio"/> even |
|  | | <input type="radio"/> odd <input type="radio"/> even |
|  | | <input type="radio"/> odd <input type="radio"/> even |

INSET day activities.


Don't forget to practise your reading.

Practise counting in twos using objects.

Purple Mash-



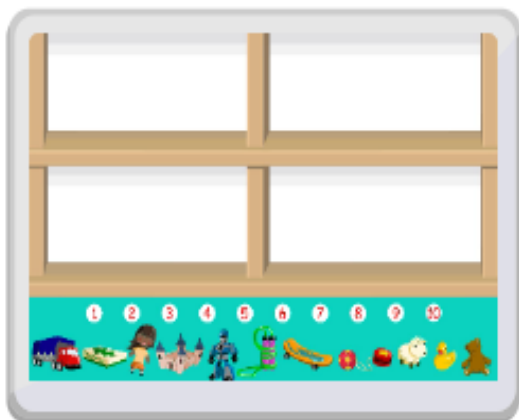
Enter Mini Mash and click on the 'maths' area.



Then scroll to select **Maths City**.



Now select the toy shop.



In this shop there are 3 levels (select at the top)

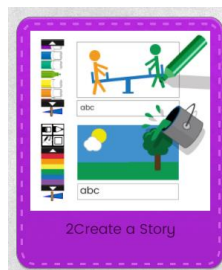
Choose toys to put on the shelves then add prices. When ready do your shopping!

Press the arrow Choose 2 toys to go in your basket. Press arrow to go to the till and pay.

Can you make a story with 4 pages?



Select Reading & writing.



Then 2Create a story.

You might have your own idea or you could retell a rhyme or make up a story about the mouse you made.

If you need to stop and finish later, save in your drawer. When you return click on the yellow folder above to reopen.

When you are happy save in the class 'rainbow' drawer for everyone to enjoy.