


Oakwood Primary Academy



Year 2

Remote Learning Workbook

Week Beginning
1st February 2021

Name.....



'Being Better Every Day'

Year 2 Remote Learning Overview - Week beginning: 1/2/21

The videos referenced in this work booklet can be found by clicking on the Sway link that has been emailed to you. Learning can be recorded on the pages provided in this work pack. You can collect a work booklet from school by contacting the school office.

Photographs of learning or individual documents can be submitted throughout the week, by emailing Mrs Potter or Mrs Ellwood:

tpotter@AuroraAcademies.org or
cellwood@AuroraAcademies.org

Or by handing these in at school each **Monday**, should you wish to.

Contents:

- 'Weekly Welcome' from the Year 2 Team
- Weekly Timetable
- Reading Log
- Purple Mash 'To Do's'
- Learning and links for this week
- News

Weekly Welcome

Monday 1st February until Friday 5th February 2021

Hello Year 2,

Welcome to a new week of learning. We miss you very much at school and hope that you are safe at home.

In this pack, you will find all the instructions you need to ensure that you can learn at home. We will be learning about the same topics in school and can't wait to hear all about what you've learnt!

We are expecting you to send an email with pictures of the work you have done or a few sentences telling us what you have learnt this week. It may be a good idea to choose your favourite piece of work from the week to send in! We'll share some of your photographs next week!

For this week, Mrs Ellwood will be in school teaching, while Mrs Potter will be available to support with the remote learning you are doing at home. So, please email us with any questions, queries and with your work, so we can keep in contact as much as possible.

We'll be announcing a 'Star of the Week' on Friday, so make sure we see your fantastic learning!

Have a great week, enjoy all of the learning and we look forward to seeing you when it is safe to do so.


Mrs Potter and Mrs Ellwood

tpotter@AuroraAcademies.org

cellwood@AuroraAcademies.org

Our News Page

Let's see what Year 2 have been up to across the past week, at home and in school!



Our Learning Timetable for this week

	English	Maths	Wider Curriculum / Other activities
Monday	https://soundcloud.com/talkforwriting/playground/s-UJO6MpZawKu	Using the division symbol when sharing (thenational.academy)	Art and Design Make superhero cuffs
Tuesday	Comprehension	Using the division symbol when grouping (thenational.academy)	Purple Mash
Wednesday	What is your superpower?	Solving division problems when sharing (thenational.academy)	P.E. https://youtu.be/coCOeUSm-pc
Thursday	Poetry	Solving division problems when sharing (thenational.academy)	Music
Friday	Superhero buddy	Division problems	R.E. Muslim prayers

Reading Log

Don't forget to complete your reading log. Send in a photo or video of some of the reading you have done this week.

[illegible]

NSPCC link

<https://www.nspcc.org.uk/keeping-children-safe/coronavirus-advice-support-children-families-parents/>



WORRIED?
We're here
to
Listen

Call Childline on 0800 1111
or visit childline.org.uk/kids

Whatever your worry,
you can talk to us. It's free,
you don't have to tell us
your name, and you can
chat about anything.

childline
ONLINE, ON THE PHONE, ANYTIME

Childline is a service provided by the NSPCC (NSPCC 800). Registered charity.
England and Wales: 014601. Scotland: 08001111. Illustration by Emily Azevedo. 3/20/2020

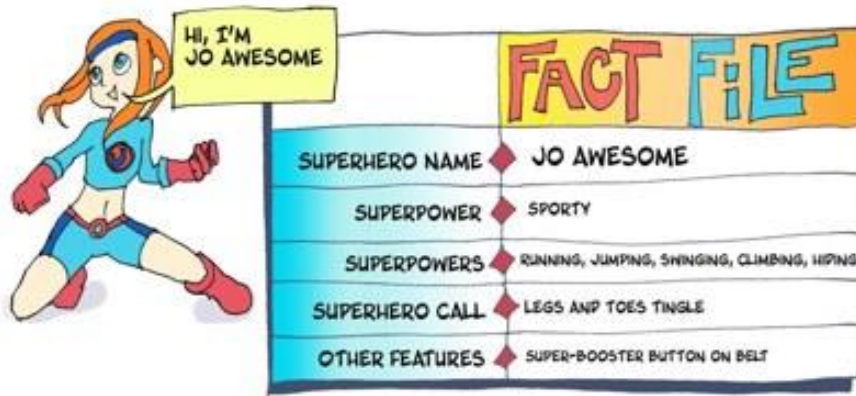


Year 2 Remote Learning Monday 1st February 2021

English



This week we will be looking at superheroes. What makes a superhero? What do they look like? Can anyone be a superhero?



Jo, Raja and Sammy have helped lots of people. Here's one of their stories.

We will start by reading this story.

Read story and write word definitions.

In your Journals write what you liked about the story; what you didn't like about the story and any questions you might have about the story.

★ Let's start by reading it together. You can also listen to an audio recording of this story here:

<https://soundcloud.com/talkforwriting/playground/s-UJObMpzawKu>

Playground Rescue

It was an **ordinary** day. Jo was on her own in the backyard, kicking a football into the **makeshift** goal that she'd once scratched into the wall with the edge of a sharp stone. She was dreaming of a time when she would play for the local football team again. Raja was covered in paint. She'd been busy **occupying** her brothers and sisters while her mum tried to get her work done, and Sammy, in the meantime, slept **soundly** in his basket. One of his enormous ears had flopped over his eye, his favourite squeaky bacon toy was trapped beneath a podgy paw and his droopy eyelids **flickered** as he chased wasps in his dreams.

Activity in the local park was ordinary too, or so it seemed. Children played on the playground whilst adults chattered, groups of teenagers were **gathering**, and joggers **sprinted** along the paths.

"HELP! HELP!" came a sudden shout from the playground.

Jo's legs and feet began to tingle. Raja's drawing hand pulled her towards a paint brush and Sammy stretched, turned over noisily and went back to sleep! As Jo and Raja left their homes, they changed. Jo Awesome's blue cape glided behind her as she dashed towards the park, **activating** her super-booster to help her get there more quickly. Raja Extraordinary's red cuffs glowed as he desperately held onto the flying paintbrush.

They arrived at the park at the same time, "What's the problem?" panted Jo.

"Follow me!" Raja called over her shoulder as the paintbrush dragged her towards the playground.

As Raja and Jo reached the edge of the playground, they could see that a crowd had gathered at the bottom of the spider's web climbing frame. Children giggled and pointed, and adults stared up in silence. "Look!" whispered Jo, nodding her head towards the top of the spider's web.

Raja followed her gaze up to a small, **snivelling** child who was dangling from the top of the climbing frame with one hand, about to fall!

"This one's mine!" declared Jo ...

Quick as a flash, Raja painted a mini trampoline which Jo used to bounce up and over the crowd and then grabbed the child as she somersaulted them both down to safety. With the crowd's whoops and cheers buzzing in their ears, Jo raced home while Raja flew back to her house on the flying carpet she'd painted. Jo returned to ordinary Jo playing ~~keepy-uppy~~ in the back yard and Raja returned to ordinary Raja cleaning up the painting mess she'd left behind.

And as for Sammy, an alarm sounded in his head and his ears pricked up. Someone somewhere was crying. They needed to talk and Sammy Exceptional to listen...

• Vocabulary challenge

Read each sentence and think about what the words in bold might mean.

1. It was an **ordinary** day.
2. Jo was on her own in the backyard, kicking a football into the **makeshift** goal.
3. She'd been **occupying** her brothers and sisters.
4. Sammy, in the meantime, slept **soundly** in his basket.
5. His droopy eyelids **flickered**.

3. She'd been **occupying** her brothers and sisters.
4. Sammy, in the meantime, slept **soundly** in his basket.
5. His droopy eyelids **flickered**.
6. Groups of teenagers were **gathering**.
7. Joggers **sprinted** along the paths.
8. She dashed towards the park, **activating** her super-booster.
9. A small, **sniveling** child was dangling from the top of the climbing frame.

Write the word in your journal and the correct definition

- Now match the word to the correct meaning (don't forget to find it in the sentences above if you're not sure what it means).

ordinary	ran as fast as they could
makeshift	if you sleep soundly you sleep deeply and don't wake up
occupying	made small, quick movements
soundly	doesn't last long, made because nothing else is available
flickered	sniff and cry because you are upset
gathering	not special or interesting
sprinted	keeping someone busy
activating	meeting, coming together
snivelling	making something start to work

What I liked about this story:

What I didn't like about this story:

Questions I have about the story:

- **Reading challenge:** Can you answer these questions about the story in complete sentences? (Don't forget to read the story again to help you.)
 1. What is special about Jo, Raja and Sammy?
 2. The story talks about Raja's family. Who is in her family?
-

3. Describe what you think Jo's house is like.
4. A park is the setting for the story. Can you describe this setting?
5. How do you think the crowd at the bottom of the climbing frame felt when the child had been rescued?
6. Would you like to be a superhero? Why?

Phonics

Red and Orange Groups

Your sound is *oo* (zoo)

<https://schools.ruthmiskin.com/training/view/QLMUpLJV/np089Ej5>

<https://schools.ruthmiskin.com/training/view/kGHfnNYN/CiVM56gW>

Yellow Group

Your sound is *ear*.

<https://schools.ruthmiskin.com/training/view/ESN4gHHG/qPxV3QXR>

<https://schools.ruthmiskin.com/training/view/OcgRPfSJ/DmktpcEe>

Grey Group We are looking at joining two sentences together.

Unit 6

Joining sentences

We can join two short sentences together to make one longer sentence.



Jack went to the market. + He sold his cow.
Jack went to the market **and** sold his cow.

The two sentences have been joined with **and**.

Getting started

Make each pair of sentences into one sentence using **and**.
The first one has been done to help you.

1. I went to the park. I saw my friend.
I went to the park **and** saw my friend.
2. Tess brushed her teeth. She went to bed.
3. Humpty Dumpty sat on the wall. He had a great fall.
4. Sarah has fair hair. She has blue eyes.
5. The dog barked. It chased the burglar.

Now try these

Sometimes we join sentences with **but**.

Gran is old. + Leanne is young.

Gran is old **but** Leanne is young.

We use **but** because old is the **opposite** of young.



Join each pair of sentences with **but**.

The first one has been done to help you.

1. The red door is shut. The green door is open.

The red door is shut **but** the green door is open.

2. The lorry was slow. The racing car was fast.

3. Sara's jeans were cheap. Shireen's jeans were expensive.

4. Mr Naik's bag was heavy. Mrs Naik's bag was light.

5. Dean is good at maths. Dean is not good at spelling.

Practise your punctuation

., ' ? ! " "

Write your own ending for each sentence.

Remember to punctuate each sentence correctly.

1. kate likes swimming and ...

2. tuhil went to the shop but ...

3. the squirrel ran up the tree and ...

4. the kangaroo hopped away and ...

5. shireen fell over but ...



Maths

We will be doing division this week. Division is sharing a total equally.

[Using the division symbol when sharing \(thenationalacademy\)](https://www.thenationalacademy.com)

Once you have watched the video remember to hit the next button to see the on line worksheet and then next again to do the quiz.

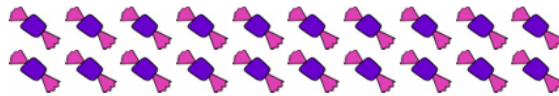
Division when sharing

Now in the worksheets below the containers have been drawn for you, e.g. bowls and circles. If they were not drawn remember you

can always draw them using little people. So $25 \div 5$ you would draw 5 people and count to 25 giving one to each person.

LO: To be able to understand how division is linked to multiplication.
To be able to solve division sums.

Divide these Sweets into 5 equal groups:



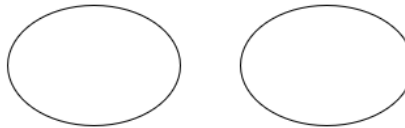
$$20 \div 5 =$$



Divide these bananas into 2 equal groups:



$$12 \div 2 =$$



Divide these cakes into 10 equal groups:



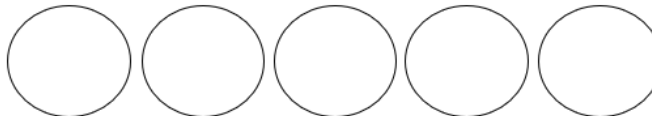
$$20 \div 10 =$$



Divide these cherries into 5 equal groups:



$$5 \div 5 =$$



Divide these sandwiches into 2 equal groups:




$$16 \div 2 =$$

There are 30 children in Peacock class. The children get into 2 equal teams for mini-olympics. How many children are in each team?

.....

LO To be able to understand how division is linked to multiplication.
To be able to solve division sums.

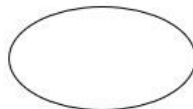
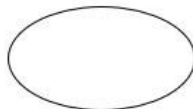
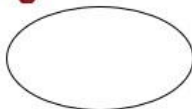
Divide these sweets into 4 equal groups:



$$24 \div 4 =$$



Divide these cherries into 3 equal groups:



$$28 \div 3 =$$

Emma has 15 chocolate bars. She decides to share them equally between 5 friends. How many chocolate bars does each friend get?

Becky has 8 boxes of coloured pencils. There are 4 coloured pencils in each box. How many coloured pencils does Becky have altogether?

Halve this amount:



Jamie has 28 toy cars. He sorts them into groups of 4. How many will be in each group?

Halve this amount:



Think:

Show me how you can represent $15 \div 5$

Convince me that 12 divided by 3 and 12 divided into 3s have the same answer



Art and Design

Today we are going to do superpower art. You are going to make superhero cuffs!

My superpower is art.
Can you use your craft
powers to make some



- Follow these instructions to find out how to make the cuffs

You will need:

- a loo roll
- pens, paint or something to decorate it
- a pair of scissors
- wool or thick thread



What you do (ask an adult to help you):

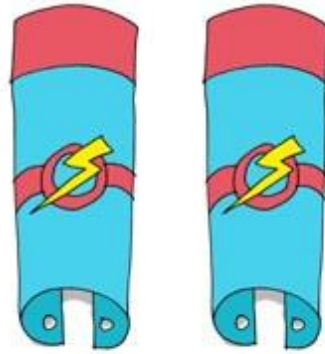
1. Cut the loo roll in half lengthways



2. Make 2, 3 or 4 holes in each side of the loo roll halves (you must ask an adult for help with making holes).



3. Decorate your cuffs with your superhero symbol.



4. Ask an adult to help you to put your thread or wool through the holes on your cuffs.



5. Now put on your cuffs. You will need someone to help you to tie them on using the thread or wool.



★ Let's start by reading it together. You can also listen to an audio recording of this story here:

<https://soundcloud.com/talkforwriting/playground/s-UJObMpzawKu>

Playground Rescue

It was an **ordinary** day. Jo was on her own in the backyard, kicking a football into the **makeshift** goal that she'd once scratched into the wall with the edge of a sharp stone. She was dreaming of a time when she would play for the local football team again. Raja was covered in paint. She'd been busy **occupying** her brothers and sisters while her mum tried to get her work done, and Sammy, in the meantime, slept **soundly** in his basket. One of his enormous ears had flopped over his eye, his favourite squeaky bacon toy was trapped beneath a podgy paw and his droopy eyelids **flickered** as he chased wasps in his dreams.

Activity in the local park was ordinary too, or so it seemed. Children played on the playground whilst adults chattered, groups of teenagers were **gathering**, and joggers **sprinted** along the paths.

"HELP! HELP!" came a sudden shout from the playground.

Jo's legs and feet began to tingle. Raja's drawing hand pulled her towards a paint brush and Sammy stretched, turned over noisily and went back to sleep! As Jo and Raja left their homes, they changed. Jo Awesome's blue cape glided behind her as she dashed towards the park, **activating** her super-booster to help her get there more quickly. Raja Extraordinary's red cuffs glowed as he desperately held onto the flying paintbrush.

They arrived at the park at the same time, "What's the problem?" panted Jo.

"Follow me!" Raja called over her shoulder as the paintbrush dragged her towards the playground.

As Raja and Jo reached the edge of the playground, they could see that a crowd had gathered at the bottom of the spider's web climbing frame. Children giggled and pointed, and adults stared up in silence. "Look!" whispered Jo, nodding her head towards the top of the spider's web.

Raja followed her gaze up to a small, **snivelling** child who was dangling from the top of the climbing frame with one hand, about to fall!

"This one's mine!" declared Jo ...

Quick as a flash, Raja painted a mini trampoline which Jo used to bounce up and over the crowd and then grabbed the child as she somersaulted them both down to safety. With the crowd's whoops and cheers buzzing in their ears, Jo raced home while Raja flew back to her house on the flying carpet she'd painted. Jo returned to ordinary Jo playing ~~keepy-uppy~~ in the back yard and Raja returned to ordinary Raja cleaning up the painting mess she'd left behind.

And as for Sammy, an alarm sounded in his head and his ears pricked up. Someone somewhere was crying. They needed to talk and Sammy Exceptional to listen...

- **Reading challenge: Can you answer these questions about the story in complete sentences? (Don't forget to read the story again to help you.)**

1. What is special about Jo, Raja and Sammy?
2. The story talks about Raja's family. Who is in her family?
3. Describe what you think Jo's house is like.
4. A park is the setting for the story. Can you describe this setting?
5. How do you think the crowd at the bottom of the climbing frame felt when the child had been rescued?
6. Would you like to be a superhero? Why?

If you want an extra challenge, why not write a superpower rescue challenge all of your own. You can use my story to help you or you can invent your own superhero and write your own adventures in any way you like. You might want to add lots of drawings or do the whole story as a cartoon. The choice is yours.

Phonics

Red and Orange Groups

Your sound is oo (look).

<https://schools.ruthmiskin.com/training/view/wCMpVs9C/qj1ZbN6g>

<https://schools.ruthmiskin.com/training/view/7dc1pdUe/VYLrNU9N>

Yellow Group

Reading longer words ea/ee


<https://schools.ruthmiskin.com/training/view/MJrxHaxJ/MUcVOEg9>

Grey Group Think about what you would put at the end of a question?

Unit 7

Asking questions

A **question** is a special kind of sentence.
We ask **questions** to find out things.



A question begins with a **capital letter**.
It ends with a **question mark**.

Getting started

1. Write these questions correctly.

Put in the capital letters and question marks.

- when is your birthday
- where do you live
- who is your teacher
- what number comes before twenty
- why do you go to school



2. Now write an answer for each question.


Now try these

1. Write each question correctly.

- what is Sam wearing
- who is Sam with
- where are the boys going
- how did they get to the shop
- what can they buy in the shop
- when does the shop close

2. Use the picture to help you write an answer for each question.

3. Now make up two questions of your own about the picture.



Practise your punctuation

., ' ? ! " "

Punctuate these sentences correctly.

Put in the capital letters, full stops and question marks.

- how many children are there in your class
- some children keep pets at home
- the toy shop was shut
- is it raining today
- who is your best friend
- do you have a favourite sport
- the game was fun
- do you like reading



Maths

Today is understanding division when grouping

Using the division symbol when grouping ([thenational.academy](https://www.thenational.academy))

Division when grouping

L.O. I can begin to understand division as grouping.

Question 1

Put the flowers into **groups of 2**.

How many groups can you make?




$$4 \div 2 = \underline{\quad}$$

Question 2

Put the balls into **groups of 2**.

How many groups can you make?

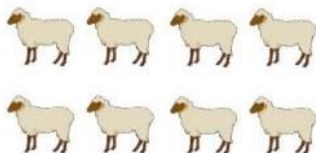


$$6 \div 2 = \underline{\quad}$$

Question 3

Put the sheep into **groups of 2**.


How many groups can you make?



Question 4

Put the suns into **groups of 5**.

How many groups can you make?




$$10 \div 5 = \underline{\quad}$$

Question 5

Put the elephants into **groups of 5**.

How many groups can you make?




$$15 \div 5 = \underline{\quad}$$

Challenge question:

Put the pigs into **groups of 2**.

How many groups are there?



Can you write a number sentence to show what you have done?

L.O. I can begin to understand division as grouping.

Question 1

Put the flowers into **groups of 2**.

How many groups can you make?



$$8 \div 2 = \underline{\quad}$$

Question 2

Put the balls into **groups of 2**.

How many groups can you make?



$$12 \div 2 = \underline{\quad}$$

Question 3

Put the sheep into **groups of 2**.


How many groups can you make?



Question 4

Put the suns into **groups of 5**.

How many groups can you make?



$$20 \div 5 = \underline{\quad}$$

Question 5

Put the elephants into **groups of 5**.

How many groups can you make?




$$\underline{\quad} \div 5 = 3$$

Challenge question:

Put the pigs into **groups of 2**.

How many groups are there?



Can you write a number sentence to show what you have done?

Think:



Show me 12 shared between 2 people

Show me 12 grouped in 2s.

What's the same and what's different?

Sharing and Grouping

What's the same and what's different?

20 shared between 5

5 shared between 20

Computing

See Purple mash to do.

Wednesday - English



Do you know that everybody has a superpower - Something you are really good at? This is what we are going to discover today - Your superpower and how you might look.



DO YOU KNOW THAT EVERYONE HAS A SUPERPOWER - SOMETHING THAT THEY ARE REALLY GOOD AT? SOME SUPERPOWERS ARE INSIDE US AND SOME ARE ON THE OUTSIDE THAT EVERYONE CAN SEE. JO IS REALLY GOOD AT SPORT AND USING HER BODY TO DO THINGS LIKE HIPE AND CRAWL; RAJA IS A BRILLIANT ARTIST AND I'M A GREAT LISTENER.

Creative challenge:

Can you make up a superhero name for yourself?

Write your first superhero name here (you could shorten your own name or make up a new superhero name):

1. Choose an adjective from the list below or think of your own and write it here:

Superhero adjectives

astonishing

magnificent

superior

excellent

marvellous

supreme

fantastic

remarkable

wonderful

impressive

superb

wondrous

Jo Awesome

Raja Extraordinary

Sammy Exceptional

2. Write your superhero names here:

3. Now think about your superpower. What are you really good at? Read the ideas below to help you. Write it here:

Superpowers

sport

playing games

giving hugs

art

general knowledge

making people laugh

music

science

being kind

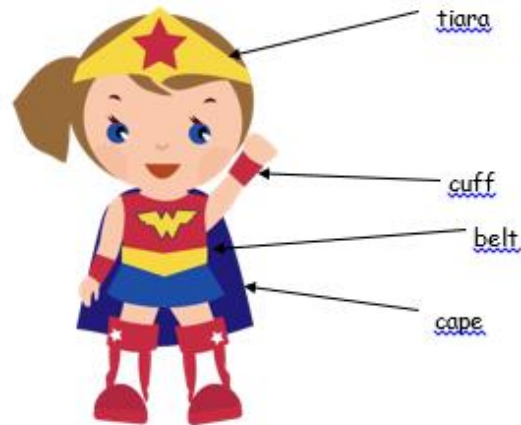
singing

nature

looking after a pet

lego	cooking	helping
making things	eating fruit & veg	problem solving
taking photographs	caring for people	recycling

Did you know that most superheroes have capes and some have belts, cuffs and even crowns or hats?



<http://clipart-library.com/>

They also have special symbols (shapes) that decorate their clothing and show who they are.

- Here are some well-known symbols. Do you know whose symbols each of these are? Put a ✓ or a ✗ in each box.



- Use the space below to draw your superhero symbol. It could be the first letter of your name or a shape that shows what your superpower is.



Explain your symbol here. Tell the reader what the image you have chosen represents:

Phonics

Red and Orange Groups Your sound is ar.

<https://schools.ruthmiskin.com/training/view/PBBIAYSI/hvz7i6ZW>

<https://schools.ruthmiskin.com/training/view/YLbGmqTz/ZWwkYwnK>

Yellow Group

Reading longer words oi/oy

<https://schools.ruthmiskin.com/training/view/NRUZk845/art4sXHO>

Grey group - You will be looking at compound words.

WHEN YOU PUT THE TWO
WORDS TOGETHER, DO
THEY FORM A NEW WORD
WITH DIFFERENT
MEANING?

- TWO SMALL WORDS CAN BE PUT TOGETHER TO FORM A NEW WORD.
- THIS NEW WORD IS CALLED COMPOUND WORD.
- THE NEW WORD HAS AN ENTIRELY DIFFERENT MEANING

FIRE – A FLAME
FLY – AN INSECT
FIREFLY - AN INSECT WHICH CARRIES LIGHT WITH IT

BOOK – READING MATERIAL
STORE – PLACE WHERE YOU CAN BUY
BOOKSTORE – STORE THAT SELLS BOOKS

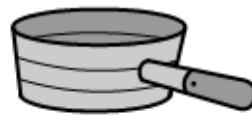
STUDY THE WORDS, WHAT WORDS
MAKE UP EACH WORD?

• **STOREHOUSE = STORE + HOUSE**
BACKYARD = BACK + YARD
RICECAKE = RICE + CAKE
EVERYDAY = EVERY + DAY

FORM A COMPOUND
WORD BY PUTTING
TOGETHER THE
NAMES OF THE
PICTURES.

Compound words

Spell the words:



Read the words and write a sentence for each:

Bedroom

outside

pushchair

doorway

Maths

Today we are going to be looking at division problems when sharing

[Solving division problems when sharing \(thenationalacademy\)](#)

Problems division by sharing

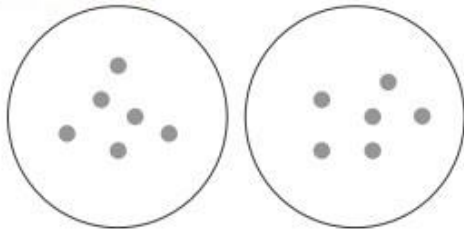
Division by Sharing (Word Problems 2)

Name: _____

Date: _____

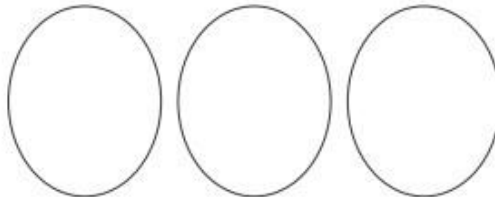


At the supermarket, dad shares 12 tins equally into two bags. How many tins does he put in each bag?



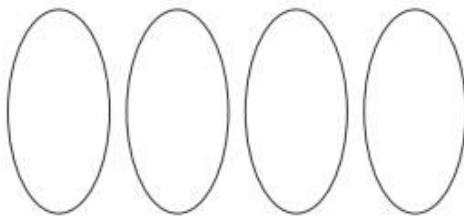
$$12 \div 2 = 6$$

Matthew, Emily and Harry share out 15 marbles. How many marbles do they get each?




$$15 \div 3 =$$

Mandy has 28cm of sticky tape to wrap four small parcels. How much tape should she use on each one?



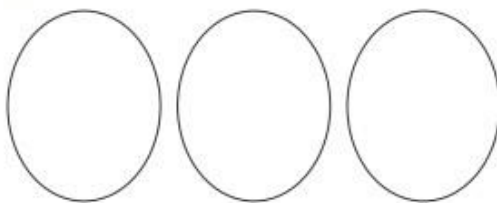
$$28 \div 4 =$$

15 scouts need to share five tents at their summer camp. How many scouts should stay in each tent?

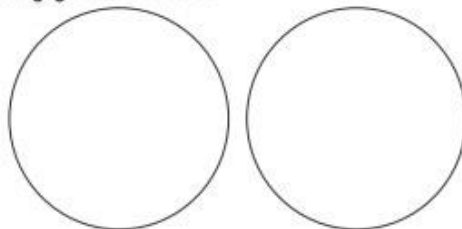


$$15 \div 5 =$$

George spent 12 days in Italy visiting three cities. How many days did he stay in each one if he shared his time equally?



Class 2G has an equal number of boys and girls. If there are 18 children altogether, how many girls are there?



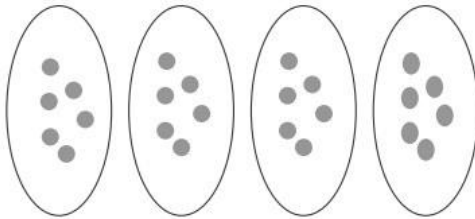
Division by Sharing (Word Problems 3)



Name: _____

Date: _____

Cassie and her three friends are playing a card game. They share out 24 cards. How many cards do they get each?



$$24 \div 4 = 6$$

Three friends found some conkers and shared them out. If there were 18 conkers altogether, how many did they get each?

A chef shares 14 pieces of pepperoni onto two pizzas. How many did he put on each one?

There are 20 children in class 2G. Their teacher sorted them into four equal groups. How many children were there in each group?

Marge gives her three grandchildren £21 to share between them. How much money do they get each?

Mrs. Jones plants 24 flowers equally in four rows. How many flowers does she plant in each row?

Explore I can determine remainders

1. Sandy had 37 sweets. She wanted to share them equally between her 5 friends. How many would they get each? Are there any spare sweets?

2. Callie had 9 grapes and wanted to share them with her friend. How many would they have each? Are there any spare?

3. Joseph had 17 pencils and wanted to share them equally with his 3 friends. How many would they get each? Are there any spare?

P.E.

Get your parents to join in with Cosmic Yoga.

<https://youtu.be/c0COeUSm-pc>

Or you can follow Joe Wicks and his daily workout on Mondays, Wednesdays and Fridays at 9.00 on YouTube

Thebodycoach/TV

Alternatively you can be a sporty superhero.



With my special ears,

I heard

MY SUPERPOWER IS SPORT
AND MOVING MY BODY.
CAN YOU BE AWESOME LIKE ME
AND COMPLETE THIS CHALLENGE
BY GETTING ACTIVE?



- Your challenge is to do 20 minutes of moving your body or sport. Here are some ideas of what you could do:

- ✓ Keepy-uppies with a football
- ✓ Dance to some music
- ✓ Sit on a chair and move your feet, then your legs, then your arms and then your hands
- ✓ Go outside for a fast walk
- ✓ Hit a ball against a wall
- ✓ Play bat and ball with someone
- ✓ Hula hooping – how many can you do in one go?



Write down or draw what you did.



Do you like doing sport? Explain why you do or why you do not like it.

Thursday - English

Today we are going to put our superpowers into writing poetry.



My superpower is listening. We
are going to play with words
and come up with a funny list
poem about what I might hear.

I've done the first two verses for you. Carry on and write several more verses of your own using the same opening phrases.

With my special ears, I
heard a giant whispering
in his castle in the sky.

With my special ears, I
heard the oak trees talking
in a faraway forest.



With my special ears,

I heard

.....



With my special ears,

I heard

.....

With my special ears,



I heard

.....

Phonics

Red and Orange Groups

Your sound is or

<https://schools.ruthmiskin.com/training/view/tT30kJIT/eM8zkfjb>

<https://schools.ruthmiskin.com/training/view/EcI4oApK/7crNDed>

I

Yellow Group

Reading longer words ay/ai/a_e

<https://schools.ruthmiskin.com/training/view/ca0qcNfQ/H2RLgX>

gM

Grey Group You will be putting together all of the grammar focuses from this week. Can you write some sentences using and or but, that contain a compound word and end in a question mark? e.g. Would you like to play football this morning and basketball this afternoon?

Maths

Today we are going to be doing division problems when grouping

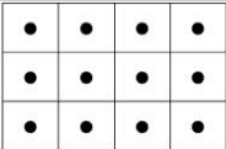
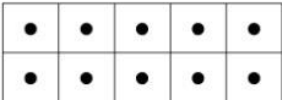
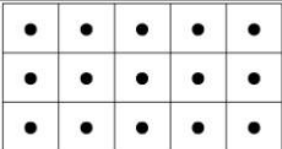
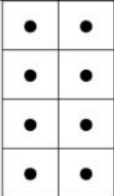
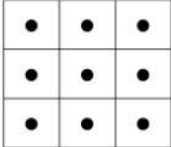
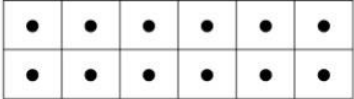
[Solving division problems when grouping \(thenationalacademy\)](#)

Arrays grouping

UNDERSTANDING DIVISION 4



Complete two division sentences for each array. The first one is done for you.


1)		12 divided into groups of 3 is 4 groups. $12 \div 3 = 4$	12 divided into groups of 4 is 3 groups. $12 \div 4 = 3$
2)		___ divided into groups of ___ is ___ groups. ___ \div ___ = ___	___ divided into groups of ___ is ___ groups. ___ \div ___ = ___
3)		___ divided into groups of ___ is ___ groups. ___ \div ___ = ___	___ divided into groups of ___ is ___ groups. ___ \div ___ = ___
4)		___ divided into groups of ___ is ___ groups. ___ \div ___ = ___	___ divided into groups of ___ is ___ groups. ___ \div ___ = ___
5)		___ divided into groups of ___ is ___ groups. ___ \div ___ = ___	___ divided into groups of ___ is ___ groups. ___ \div ___ = ___
6)		___ divided into groups of ___ is ___ groups. ___ \div ___ = ___	___ divided into groups of ___ is ___ groups. ___ \div ___ = ___

Division by grouping

Grouping Flowers – Making Sets

Name:

Date:



- Use different coloured pencils to group the flowers in different ways.

How many sets of 2 flowers can you make?

How many sets of 3 flowers can you make?

How many sets of 4 flowers can you make?

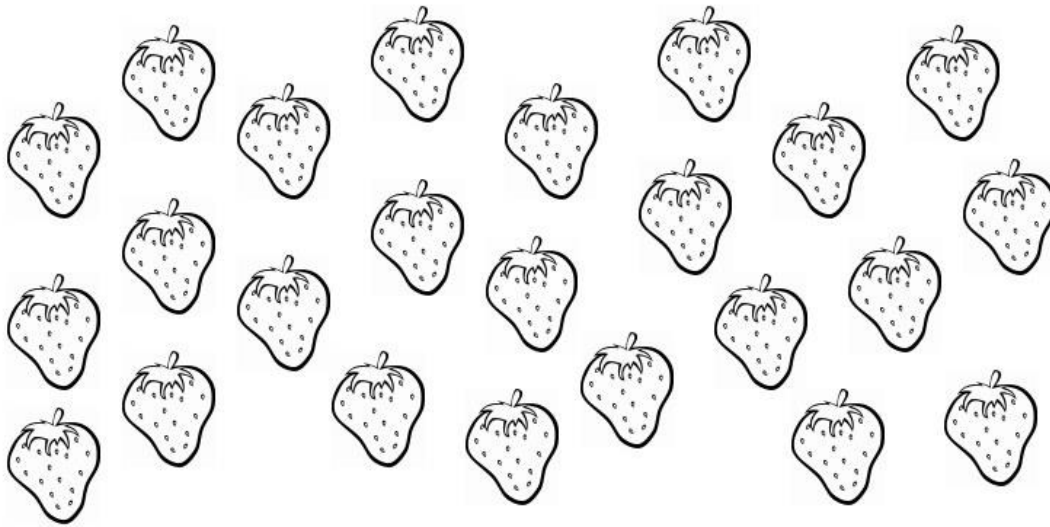
How many sets of 6 flowers can you make?

How many sets of 12 flowers can you make?

Grouping Strawberries – Making Sets

Name: _____

Date: _____



- Use different coloured pencils to group the strawberries in different ways.

How many sets of 2 strawberries can you make?

How many sets of 3 strawberries can you make?

How many sets of 4 strawberries can you make?

How many sets of 6 strawberries can you make?

How many sets of 8 strawberries can you make?

How many sets of 12 strawberries can you make?

How many sets of 24 strawberries can you make?

Music

Year 2 music week 4 home learning 2021

Year 2 Home learning

Spring Term 2021 week 4

Hello! Each week I will send you a few musical activities to try at home. Usually there will be a couple of warm up activities to get you in the mood for some music learning and then a few main activities.

Warm-ups

1. Join in with this fun warm up to get your body moving
<https://www.youtube.com/watch?v=1gUbdNbu6ak>
2. Follow this web link to make your own pitch journeys- travelling up and down like a roller coaster... or anyway you like. Use the programme to move the pitch up and down, then try to copy the sounds you make with your voice.

Try some interesting shapes and pitch patterns.

<https://creatability.withgoogle.com/sound-canvas/>

(this is easiest on a touchscreen like a tablet but you can use a computer with touchpad or mouse... it's just a bit harder for the children to control)

Main activities

1. Sing "Hands in the air" song

Press play and join in with as much of the song as you remember. Try singing it through twice to really get learning those words.

<https://www.bbc.co.uk/games/embed/bring-the-noise?exitGameUrl=http%3A%2F%2Fbbc.co.uk%2Fteach%2Fbring-the-noise%2Feyfs-ks1-music-play-it-bring-the-noise%2Fz4sq92p>

Select **Play button** (triangle), select **Feel the beat**, select song **Hands in the air** Press **play** and sing along

2. Let's add some sounds

Last week we made our own instruments and played along with the song. There are different activities linked to the song. Follow these instructions on the same website

<https://www.bbc.co.uk/games/embed/bring-the-noise?exitGameUrl=http%3A%2F%2Fbbc.co.uk%2Fteach%2Fbring-the-noise%2Feyfs-ks1-music-play-it-bring-the-noise%2Fz4sq92p>

Select **Play button** (triangle), select **Make some noise**, select song **Hands in the air**

Click on the sound buttons to add some more effects

Think about...

- Which sound did you like the best?
- Were there any sounds you didn't like?
- Can you try making a pattern with the sounds? For example, you could use one sound button for the "Nananana" and then use another sound on particular words like "air" and "care".
- Just have fun exploring some different ideas

3. Can you spot the instrument?

Finally, do you remember the sounds of some of the instruments we have listened to in the orchestra? Have a go at this quiz... listen to the sound and choose which of the three you think it is. Some will be easy and some are a bit tricky! Think about what family you think it is in (string, brass, woodwind or percussion) and whether it might play high or low pitches...think about how it might sound.

Follow this link

<https://musicplayonline.com/listening/>

Select "What instrument do you hear" from the right hand side of the screen.

Click on the frog to hear the sound.

Click the crown next to the instrument you think you can hear.

Friday Optional INSET- English

No superhero is complete without a best buddy. We are going to write about and draw a superhero pet.

★ Your final challenge is to come up with a superhero pet like Sammy Exceptional. Have a think and, when you're ready, do these activities:

1. Draw and label your superhero pet:
2. Come up with a superhero name for your pet.
3. Complete this fact file about your superhero pet:

SUPERHERO PET NAME	FACT FILE
SUPERPOWER	
HOW IT HELPS PEOPLE	
SPECIAL CLOTHING	
FAVOURITE SUPERFOOD	
FASCINATING FACT	

Phonics

Red and Orange Groups

Your sound is air.

<https://schools.ruthmiskin.com/training/view/dNqodUfK/IIgXVCOi>

<https://schools.ruthmiskin.com/training/view/3LjUq17J/gaT4MrWS>


Yellow Group

Reading longer words igh/i_e

<https://schools.ruthmiskin.com/training/view/gFfKqrNP/TtLEzm1Y>

Grey Group Can you work out what these compound words are?

WHEEL CHAIR



MATCH THE WORDS IN COLUMN A WITH THOSE IN COLUMN B TO FORM COMPOUND WORDS. THEN COMPLETE THE SENTENCES USING THE FORMED WORDS.

1. IT IS A HEALTHFUL HABIT TO EAT _____ EVERY MORNING.
2. I STAY IN MY _____ WHEN I'M SICK.
3. MY _____ VISITED ME WHEN I WAS SICK.
4. I USE A _____ DURING RAINY DAYS.
5. THE _____ DELIVERS LETTERS.

A

1. BED
2. RAIN
3. BREAK
4. CLASS
5. MAIL

B

- a. COAT
- b. ROOM
- c. MATE
- d. MAN
- e. FAST

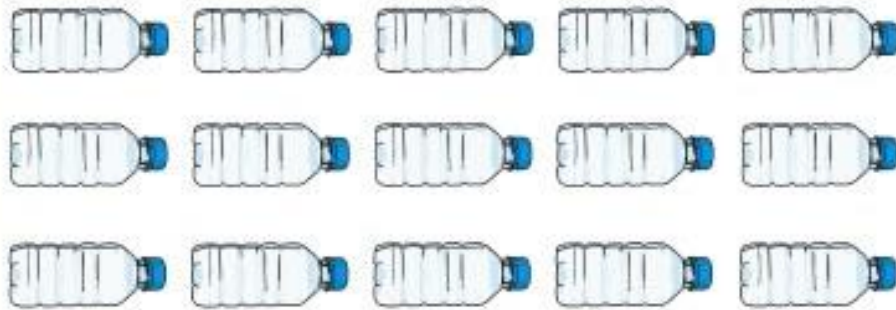
Maths

Today we are using the different division techniques and applying them to these problems.

Food division problems

★★

1. Michelle buys 15 bottles of water. She shares them equally between her three children. How many do they each get?



Food division problems

★★


2. A shop has 40 sausage rolls on sale. If five friends buy them and share them equally, how many do they each get?



Food division problems




3. Jessica buys 14 bread rolls. She has two every day. How many days will she have bread rolls for?



Food division problems



4. Amaan loves apples. He eats three every day. How many days will 30 apples last for?



Food division problems

★★


5. Dan gives his five children their pocket money to spend at the shop. He has £20. How much would each child get if they shared the money equally?



Food division problems

★★

6. Sidra bought a bag of 50 chicken nuggets and eats 5 of them for each meal. How many meals will the bag last for?



Food division problems




7. Phil bought 35 mini cakes for a birthday party. Four other children came and shared the cakes equally with Phil. How many cakes did each child get?



Food division problems



8. A punnet has 24 strawberries in it. How many strawberries would two people get each if they shared them equally?



Think

Think

Share Bears

Age 5 to 7 ★

Yasmin and Zach have some bears to share.
Which numbers of bears can they share equally
so that there are none left over?

Can they share one bear equally? Can they
share two bears equally? Three bears? Four
bears...?

What do you notice about the numbers they can
share fairly? It might help to look at a number
line and mark the numbers that do share fairly
onto it. Do you notice a pattern?

How about using a [100 square](#)?



1	2	3	4	5	6	7	8	9	10
11	12	13	14	15	16	17	18	19	20
21	22	23	24	25	26	27	28	29	30
31	32	33	34	35	36	37	38	39	40
41	42	43	44	45	46	47	48	49	50
51	52	53	54	55	56	57	58	59	60
61	62	63	64	65	66	67	68	69	70
71	72	73	74	75	76	77	78	79	80
81	82	83	84	85	86	87	88	89	90
91	92	93	94	95	96	97	98	99	100

Explore

Show us how you could answer these questions using:

- words
- pictures
- numbers
- objects
- other ways...



Sahila has 18 cupcakes for the party tea and she would like to share them out equally onto two plates for the table.

How many cakes will go on each plate?

Sahila has invited nine children to her party.

They are going to play a game in pairs. Each pair will need a balloon.

How many balloons will they need?



Sahila is going to give everyone five juggling balls to take home after the party.

Will 55 balls be enough?

R.E.

Following on from looking at how Muslims are committed to prayer, we are going to look at prayer positions.

<https://www.bbc.co.uk/bitesize/clips/z4gkq6f>

LO: To learn when Muslims pray during the day.

When do Muslims pray?

Read the list of times during the day when Muslims pray. They are all muddled up, work to put them in the correct order. Cut them out and stick them in your book.

Between the sun reaching its height and mid-afternoon (Dhuhr)

After the sun has finished setting (Maghrib)


In the dark of the night. (Isha)

Between mid-afternoon and sunset (Asr)

After first light and before sunrise (Fajr)


LO: To learn what positions a Muslim would use when praying.

This is Takbir his prayer positions in the wrong order! Read the correct way below, then cut and stick them in the right order. You could use numbers 1. 2. 3. Or a.) b.) c.) in your book.



Prayer Position descriptions.

1. Takbir is entering into the state of prayer by glorifying God. Muslims face towards Makkah and make the intention to pray. To begin the act of prayer, they say 'Allahu Akbar' meaning God is great, **raising the hands to the ears or shoulder.**
2. Muslims place their **right hand over their left on their chest or navel** while in the standing position.
3. Ruku means **bowing**. During ruku, Muslims say 'glory be to God, the Most Great', three times.
4. While moving into the upright position, Muslims recite 'God listens to the one who praises Him' and while in the standing position, 'To God belongs all praise' then is recited. 'God is Great' is recited again. **Hands are loosely at the sides this time.**
5. Sujud means to **prostrate**. While in the prostration position 'Glory be to God, the Most High' is **repeated three times. Palms, knees, toes, forehead and nose must be the only body parts touching the ground.**
6. 'God is Great' is recited while moving to the **sitting position**. Muslims pause here for a few seconds, either staying silent, or reciting a shorter prayer.
7. This sujud is the same as the first one. **Palms, knees, toes, forehead and nose must be the only body parts touching the ground.**
8. After saying God is Great, Muslims return to the **sitting position**.
9. To end the prayer, Muslims first **turn their face to the right** saying 'Peace be upon you, and the mercy and blessings of Allah.' **(your left on the picture)**
10. Now Muslims **turn to the left (your right on the picture)** saying 'Peace be upon you, and the mercy and blessings of Allah'.



A blank sheet of lined paper with a vertical red margin line on the left and horizontal blue lines. The paper is framed by a thick orange border.

Friday Quiz(11 Points)

Show me how good you are

1. Name

2. In the story Playground Rescue how did Jo save the child?

(1 Point)

- ☐ She used a trampoline
- ☐ She used magic
- ☐ She didn't rescue the child

3. In the story the word ordinary is used, what does it mean?

(1 Point)

4. Would you like to be a superhero? Why?

(2 Points)

5. Which sentence is correct about where the word but should go?

(1 Point)

- ☐ The lorry was slow but the racing car was fast.
- ☐ But the lorry was slow. The racing car was fast.
- ☐ The lorry was slow. The racing car was fast. But.

6. What is 24 divided by 4?

(1 Point)

- ☐ 6
- ☐ 5
- ☐ 4

7. If I had 12 pigs, and I put them into groups of two, how many groups of two are there?

(1 Point)

- ☐ 12
- ☐ 6
- ☐ 2

8. There are 20 children in class. Their teacher sorted them into 4 equal groups. How many children were there in each group?

(1 Point)

9. Which of the following words is a compound word?

(1 Point)

- ☐ Football
- ☐ Rugby
- ☐ Swimming

10. Who is the better superhero? Batman or Wonder Woman? Why?

(2 Points)

Add new