

Oakwood Primary Academy



Year 4

Remote Learning Workbook

Week Beginning
1st February 2021

Name.....



'Being Better Every Day'

Year 4 Remote Learning Overview - Week beginning: 01/2/21

All learning can be completed online or in the pack. There is no expectation or need to print out any of these learning activities below.

Photographs of learning or individual documents can be submitted throughout the week, by emailing Mr Marella or Mr Sharp:

Amarella@AuroraAcademies.org ; Dsharp@AuroraAcademies.org .

Or by handing these in at school each **Monday**, should you wish to.

Contents:

- 'Weekly Welcome' from the Year 4 Team
- Weekly Timetable
- Reading Log
- English learning and links for this week
- Maths Learning and links for this week
- Wider Curriculum Learning and links for the week
- Purple Mash 'To Do's

Weekly Welcome

Monday 1st – Friday 5th February 2021

Hello Year 4,

Welcome to a new week of learning. We miss you very much at school and hope that you are safe at home.

In this pack, you will find all the instructions you need to ensure that you can learn at home. We will be learning about the same topics in school and can't wait to hear all about what you've learnt!

We are expecting you to send an email with pictures of the work you have done or a few sentences telling us what you have learnt this week. It may be a good idea to choose your favourite piece of work from the week to send in! We'll share some of your photographs next week!

For this week, Mr Sharp will be in school teaching, while Mr Marella will be available to support with the remote learning you are doing at home. So, please email us with any questions, queries and with your work, so we can keep in contact as much as possible.

We'll be announcing a 'Star of the Week' on Friday, so make sure we see your fantastic learning!

Have a great week, enjoy all of the learning and we look forward to seeing you when it is safe to do so.



Mr Marella and Mr Sharp

Amarella@AuroraAcademies.org ; Dsharp@AuroraAcademies.org .

Our Learning Timetable for This Week

	English	Maths	Wider Curriculum / Other activities
Monday	English - Boxing up of The King of the Fishes Spelling activity	Column Addition	Topic – Human Features in South America
Tuesday	English – 1 st paragraph of your own story Reading – South America	Column Addition	Science – State of Matter: Particles
Wednesday	English – 2 nd paragraph of your own story Grammar - Punctuation	Column Subtraction	Music - Percussion Instruments PE – Joe Wicks' session
Thursday	English – 3 rd paragraph of your own story Grammar – Fronted Adverbials	Column Subtraction	RE – The Five Pillars of Islam
Friday	INSET DAY 2Dos on Purple Mash website Friday Quiz!		

Also, every day you have a 2Do activity on Purple Mash website:

<https://www.purplemash.com/login/>

NSPCC link

<https://www.nspcc.org.uk/keeping-children-safe/coronavirus-advice-support-children-families-parents/>



WORRIED?
We're here
to
Listen

**Call Childline on 0800 1111
or visit [childline.org.uk/kids](https://www.childline.org.uk/kids)**

Whatever your worry,
you can talk to us. It's free,
you don't have to tell us
your name, and you can
chat about anything.

childline
ONLINE, ON THE PHONE, ANYTIME

Childline is a service provided by the NSPCC. ©NSPCC 2020. Registered charity
England and Wales 238401, Scotland SC037737. Illustration by Emily Keenan. J30201088

Year 4 Remote Learning - Week beginning 1st February

Hello Year 4! I hope you all had a lovely weekend and are raring to get going on your learning again. Below you will find the videos related to your workbook for this week. Enjoy!



Monday - 1st January

Today you have an English, Maths, Spelling, Topic and Purple Mash session.

<https://sway.office.com/JilGsH8RCpPTLBao?ref=Link>

Maths

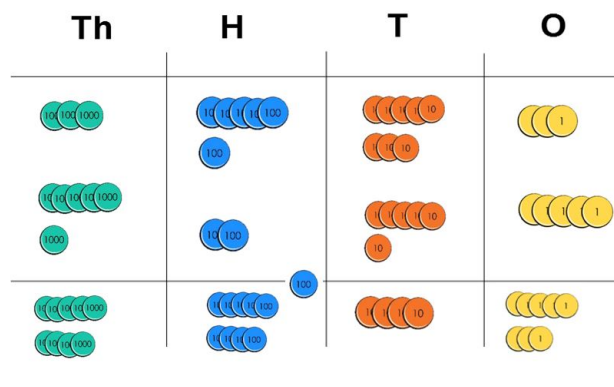
In this lesson, we will be using the column method to add two four-digit numbers where regrouping is required in one column. Please click on the link below to get to the video lesson. Also, remember to choose the task that best suits you among mild (easy), hot (middle) and spicy (hard). 😊

<https://classroom.thenational.academy/lessons/adding-using-the-column-method-cmw3cc>

$$3683 + 6265 \approx 10,000$$

$$3683 + 6265 = 9948$$

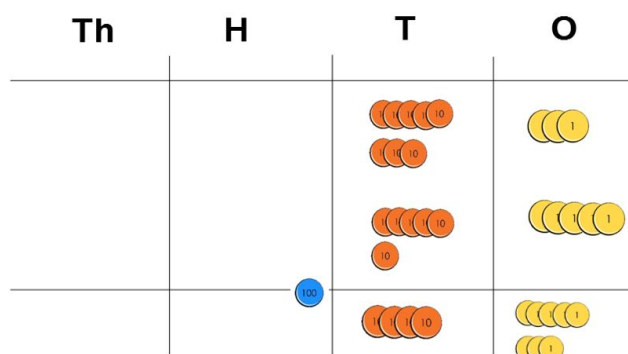
$$\begin{array}{r} 3683 \\ + 6265 \\ \hline 9948 \\ \hline 1 \end{array}$$



$$83 + 65 \approx 100$$

$$83 + 65 = 148$$

$$\begin{array}{r} 83 \\ + 65 \\ \hline 148 \\ \hline 1 \end{array}$$



Mild

Independent Task

Column method

Calculate the following equations using the column method. Remember to estimate before you calculate!

Challenge: Can you find the only equation where you need to regroup in the hundreds column ?

1. $12 + 34 =$
2. $24 + 18 =$
3. $39 + 64 =$
4. $18 + 55 =$

Th	H	T	O

Hot

Independent Task

Column method

Calculate the following equations using the column method. Remember to estimate before you calculate!

Challenge: Can you find the only equation where you need to regroup in the hundreds column ?

1. $102 + 34 =$
2. $624 + 18 =$
3. $329 + 407 =$
4. $918 + 518 =$

Th	H	T	O

Spicy

Independent Task


Column method

Calculate the following equations using the column method. Remember to estimate before you calculate!

Challenge: Can you find the only equation where you need to regroup in the hundreds column ?

1. $5802 + 2934 =$
2. $1624 + 7018 =$
3. $2329 + 6407 =$
4. $3218 + 5518 =$

Th	H	T	O



English

In today's lesson, we will plan our own version of the story. Below there is a blank boxing up grid for you to plan your new story. Will you hug close to the model or just shake hands with it? It's up to you!



Plan your story

King of the Fishes	Plot Pattern	My New Story Plan
Li is a poor fisherman.	MC is poor	
Li catches the King of the fishes but chooses to put it back	MC rescues an animal that is the King or Queen of its kind.	
The King of the Fishes grants Li 1 wish.	The animal grants the MC one wish.	
Li asks each member of his family what they would wish for. He struggles to decide.	The MC struggles to decide what to wish for.	
Li combines three wishes into one and asks the King of the Fishes for his wish.	The MC chooses his wish, asks the creature and his wish is granted.	
Everyone is happy.	All is well. The MC is now rich.	

Innovation Ideas



- ★ I have planned two new stories. One hugs very closely to the model and one just shakes hands with it.
- ★ Have a look at mine. Then, on the next page, there is a blank boxing up grid for you to plan your new story. Will you hug close to the model or just shake hands with it? It's up to you!

Hugging Close to the Model

Use the same basic story and just change the key characters and objects.

King of the Fishes	Plot Pattern	My New Story Plan
Li is a poor fisherman.	MC is poor	Zoe is a poor oyster diver .
Li catches the King of the fishes but chooses to put it back	MC rescues an animal that is the King or Queen of its kind.	Zoe catches an oyster with a fabulous pearl. Puts it back. Turns out it is the Queen of the oysters.
The King of the Fishes grants Li one wish.	The animal grants the MC one wish.	Oyster grants Zoe one wish.
Li asks each member of his family what they would wish for. He struggles to decide.	The MC struggles to decide what to wish for.	Zoe wants her uncle to have money to fix the leaks, her mother to walk again and she wants to have a puppy.
Li combines three wishes into one and asks the King of the Fishes for his wish.	The MC chooses his wish, asks the creature and his wish is granted.	Zoe wishes for her mum to dance around with her puppy in the garden of their mansion.
Everyone is happy.	All is well. The MC is now rich.	Zoe is rich and all her dreams have come true.

Shaking Hands with the Model

- ★ Use the same wishing story idea but break away from the model and make the story your own

King of the Fishes	Plot Pattern	My New Story Plan
Li is a poor fisherman.	MC is poor	Zoe is a poor, runaway dancer who dances for crowds in London. Cut off from family.
Li catches the King of the fishes but chooses to put it back	MC rescues an animal that is the King or Queen of its kind.	Zoe helps a lost alien find his ship. Alien is king of his planet.
The King of the Fishes grants Li one wish.	The animal grants the MC one wish.	Alien grants Zoe one wish.
Li asks each member of his family what they would wish for. He struggles to decide.	The MC struggles to decide what to wish for.	Zoe wants to dance for the royal ballet, give her mum back her sight and go back in time so she never chose to leave home.
Li combines three wishes into one and asks the King of the Fishes for his wish.	The MC chooses his wish, asks the creature and his wish is granted.	Zoe wishes for her mum to watch her dance swan lake in 2018.
Everyone is happy.	All is well. The MC is now rich.	MC is now a famous, rich dancer and friends again with mum.

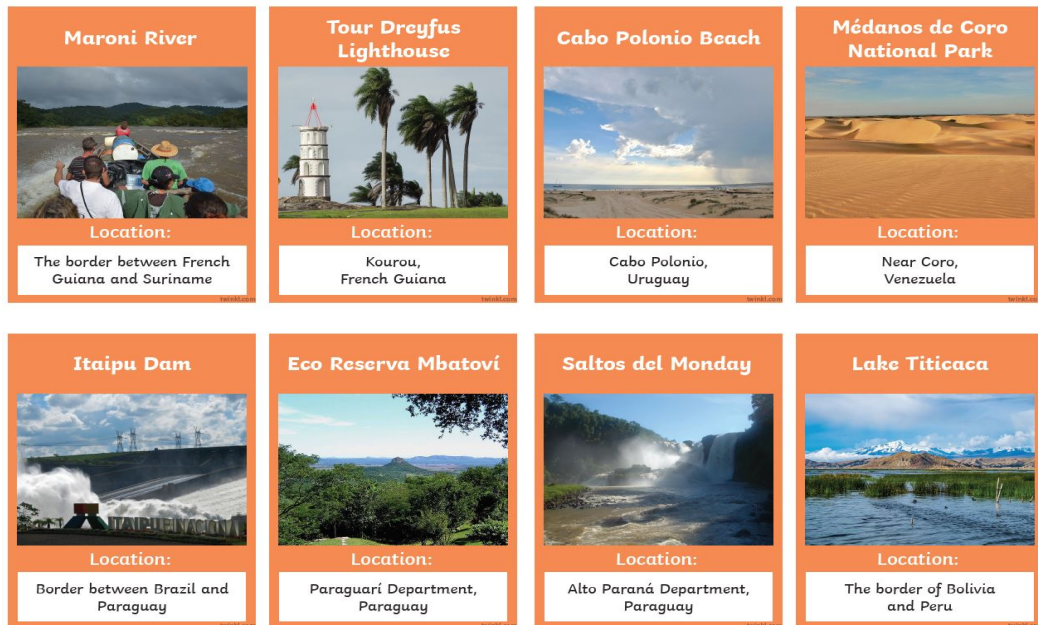
Topic

In this lesson we will recap our knowledge of the seven continents of the world, then we will zoom into the continent of South America. We will name and locate the countries of South America and their capital cities. Sort those human and physical features out in the table below. Please click on the link below to get to the video lesson. 😊

<https://classroom.thenational.academy/lessons/what-are-some-of-south-americas-most-important-human-features-64rkje>

<p>Torres del Paine National Park</p>  <p>Location: Patagonia, Chile</p>	<p>Cuenca Cathedral</p>  <p>Location: Cuenca, Ecuador</p>	<p>Perito Moreno Glacier</p>  <p>Location: Santa Cruz Province, Argentina</p>	<p>Salar de Uyuni</p>  <p>Location: Potosí, Bolivia</p>
<p>Cotopaxi Volcano</p>  <p>Location: Cotopaxi Province, Ecuador</p>	<p>Statue of Christ the Redeemer</p>  <p>Location: Rio de Janeiro, Brazil</p>	<p>Quebrada de Humahuaca</p>  <p>Location: Jujuy Province, Argentina</p>	<p>Ciudad Mitad del Mundo (Middle of the World City)</p>  <p>Location: Quito, Ecuador</p>
<p>Fernando de Noronha</p>  <p>Location: Fernando de Noronha, Brazil</p>	<p>Maracanã Football Stadium</p>  <p>Location: Rio de Janeiro, Brazil</p>	<p>University of Cartagena</p>  <p>Location: Cartagena, Colombia</p>	<p>Ushuaia</p>  <p>Location: Tierra del Fuego, Argentina</p>
<p>Quilotoa</p>  <p>Location: Cotopaxi Province, Ecuador</p>	<p>Yungas Road</p>  <p>Location: Near La Paz, Bolivia</p>	<p>The Meeting of Waters</p>  <p>Location: Near Manaus, Brazil</p>	<p>Santiago</p>  <p>Location: Chile</p>

Remember that human features are made by human. The physical features are anything related to nature itself!



Human and Physical Features of South America

Physical	Human

Spelling

Complete the spelling sheet that best suits you.

Date: 29/01/21

1 Remember to practise writing each word 4 times, then write 2 super sentences underneath including these spellings. We will have a spell check on Friday.



Look	Say	Cover	Write	Check
chip				
chick				
catch				
fetch				
kitchen				
notch				
hutch				
rich				
much				
such				

1. -----

2. -----

Remember to practise writing each word 4 times, then write 2 super sentences underneath including these spellings. We will have a spell check on Friday.



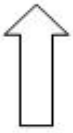
Look	Say	Cover	Write	Check
kindly				
quickly				
safely				
rudely				
sweetly				
strongly				
bravely				
secretly				
finally				
usually				

1. -----

2. -----

Date: 29/01/21

3 Remember to practise writing each word 4 times, then write 2 super sentences underneath including these spellings. We will have a spell check on Friday.



Look	Say	Cover	Write	Check
information				
adoration				
sensation				
preparation				
education				
location				
exaggeration				
concentration				
imagination				
organisation				

1. -----

2. -----



Tuesday – 2nd January

Today you have an English, Maths, Reading, Science and Purple Mash session.

<https://sway.office.com/JiG5H8RCpPTLBao?ref=Link>

Maths

In this lesson, we will be using the column method to add two four-digit numbers where regrouping is required in multiple columns. Please click on the link below to get to the video lesson. Also, remember to choose the task that best suits you among mild (easy), hot (middle) and spicy (hard). 😊

<https://classroom.thenational.academy/lessons/adding-using-the-column-method-when-multiple-columns-require-regrouping-cmwpcr>

$$2719 + 5847 \approx 9000$$

$$2719 + 5847 = 8566$$

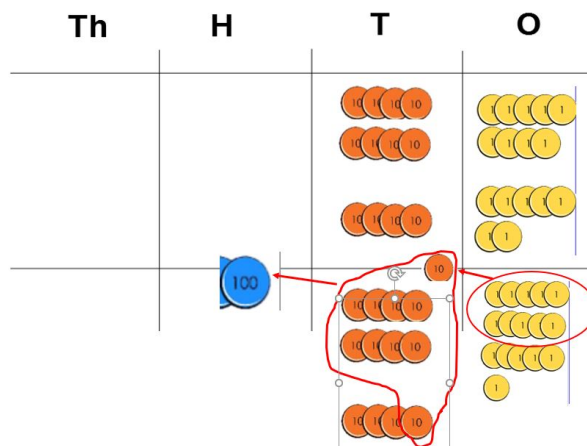
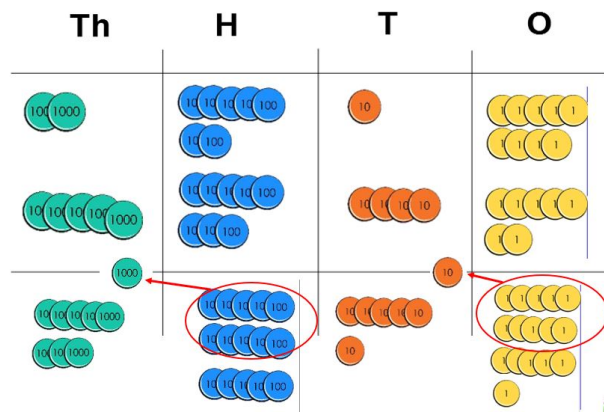
$$\begin{array}{r} 2719 \\ + 5847 \\ \hline 8566 \\ \hline 11 \end{array}$$

$$89 + 47 \approx 100$$

$$89 + 47 = 136$$

$$\begin{array}{r} 89 \\ + 47 \\ \hline 136 \\ \hline 11 \end{array}$$

6



Mild

Independent Task

Column method

Calculate the following equations using the column method. Remember to estimate before you calculate!

Challenge: Can you work out which columns regrouping will occur in?

$81 + 9 =$	$53 + 62 =$	$53 + 66 =$
$28 + 81 =$	$72 + 54 =$	$307 + 36 =$

Hot

Independent Task

Column method

Calculate the following equations using the column method. Remember to estimate before you calculate!

Challenge: Can you work out which columns regrouping will occur in?

$481 + 709 =$	$753 + 762 =$	$553 + 366 =$
$428 + 481 =$	$672 + 354 =$	$407 + 736 =$

Spicy


Independent Task

Column method

Calculate the following equations using the column method. Remember to estimate before you calculate!

Challenge: Can you work out which columns regrouping will occur in?

$5481 + 2709 =$	$3753 + 5762 =$	$2553 + 6366 =$
$6428 + 2481 =$	$3672 + 4354 =$	$4807 + 2736 =$



English

Today we will start writing the first paragraph of our own story! Use your boxed-up planner to help you. In this section, I want you to:

1. Introduce your MC and show the reader that the MC is poor;
2. Give a bit of detail about your MC's daily life by using a fronted adverbial like 'every day' or 'each week' or 'during her working hours'.

Find my first paragraph below. Use it to help you write yours. 😊

Write your story



★ Now it's time to write your story! You will need a computer, tablet or paper and something to write with. I'll give you a bit of help on each section as I write my own.

★ We can write it together, bit by bit.

First section

Use your boxed-up planner to help you. Look back at Pie Corbett's model text to help you too. In this section I want you to:

- ★ introduce your MC and show the reader that the MC is poor;
- ★ give a bit of detail about your MC's daily life by using a fronted adverbial like 'every day' or 'each week' or 'during her working hours'.


Here's my first paragraph. Use it to help you write yours:

The Queen of the Oysters

A long time ago in a land of sea and stars, there lived a poor oyster diver named Zoe.

When the tide was right, she went deep, deep down in the sea to catch oysters. There she would swim, desperately searching for the secret shells. After her dive, she would take her catch to the market to sell for coins.

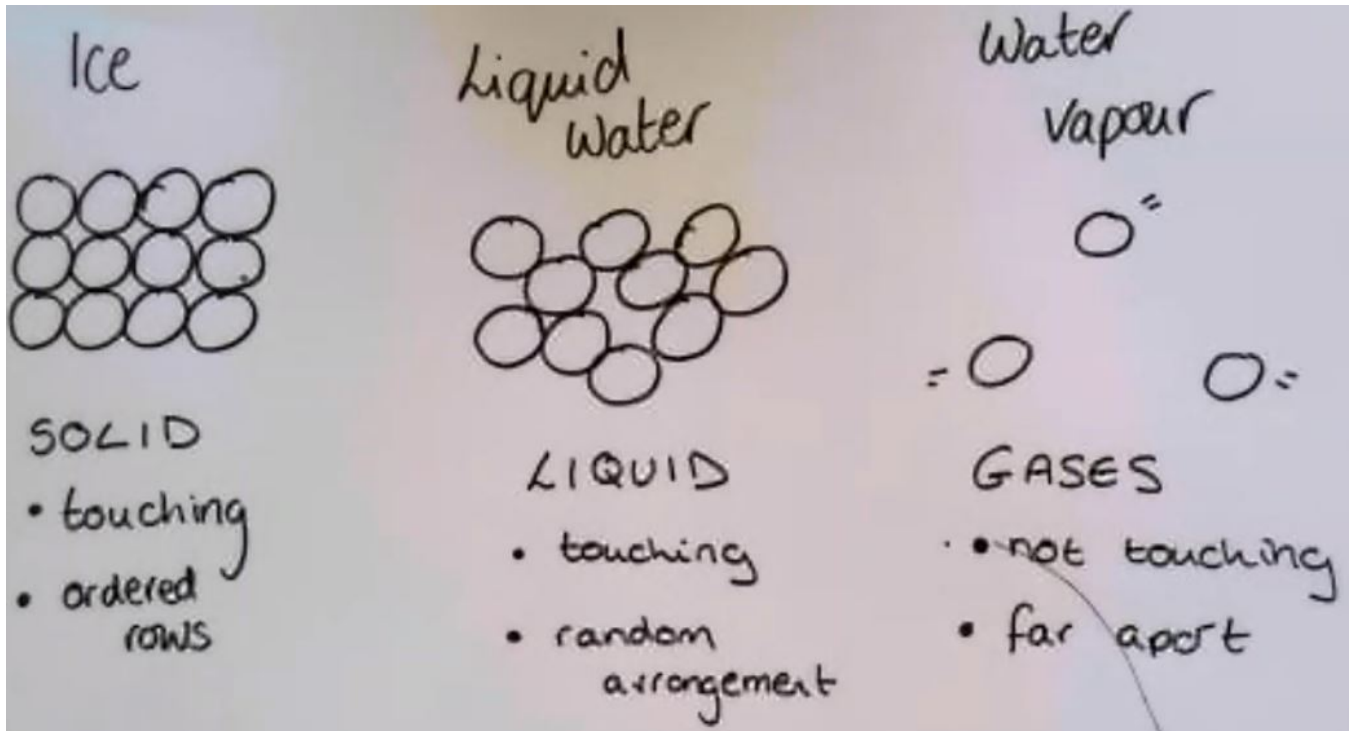
- ★ Check your punctuation and spelling.
- ★ Have you remembered full stops? Are there capital letters after the full stops? Have you remembered the comma after your fronted adverbials?




Science

In this lesson, we will learn that all matter is made up of particles. Particles are arranged in different ways in solids, liquids and gases giving them different properties. We will also learn how scientists use diagrams to represent the arrangement of particles. Please click on the link below to get to the video lesson. Choose between the Mild (easy) and Hot (hard) worksheet. 😊

<https://classroom.thenational.academy/lessons/how-do-particles-behave-inside-solids-liquids-and-gases-68wp2c>



Particle Properties

State	Particle Arrangement	Particle Properties
solid		Particles are close together but random. They can move over each other.
liquid		
gas		

Particle Properties

State	Particle Arrangement	Particle Properties	Material Properties
solid			Keeps its shape unless a force is applied to it. Remains the same volume.
liquid			
gas			

Reading

This week we will read another non-fiction text related to our Topic. Here is a text about South America with interesting facts. Once finished to read, answer the questions below. ☺

South America

South America, the world's 4th largest continent, sits below North America and is surrounded by the Pacific and Atlantic Oceans. The population of South America is approximately 423 million and this continues to grow each year. There are 12 countries in South America, the largest of which is Brazil which takes up almost half of the land area and population of the whole continent. In fact, Brazil is almost the same size as the USA! Suriname is the smallest South American country.

The 12 countries in South America are: Argentina, Bolivia, Brazil, Chile, Colombia, Ecuador, Guyana, Paraguay, Peru, Suriname, Uruguay and Venezuela.



Climate

The weather in South America varies a great deal from country to country because it is such a large continent. For the majority of the year, most of the continent is warm. It rarely gets too cold except in higher, mountainous areas, such as the Andes, where the temperature can drop below freezing.

Did You Know...?

Portuguese is spoken by the most people in South America but it is only spoken in Brazil. Spanish is the most common language in the rest of South America.



Due to its tropical climate, most of South America receives plenty of rainfall each year. However, there are some places that are actually the driest areas on Earth, such as the Atacama Desert in Chile.

Natural Wonders

The Amazon Rainforest is the largest tropical rainforest in the world and is home to thousands of species of wildlife. More than half of the rainforest is located in Brazil. Tribes of people still live in some areas of the rainforest and have little or no contact with the outside world.



The Amazon River is the second longest river in the world and runs for approximately 4000 miles. Unlike other rivers in the world, no bridges cross the river at any point.

The Andes are the world's longest mountain range and they stretch across many South American countries. The highest peak is Aconcagua which is in Argentina and stands at 6962m tall.

Cape Horn is a narrow piece of rocky land (a headland) that sits off the southern tip of South America where the Pacific and Atlantic oceans meet.

Angel Falls, in Venezuela, are the world's highest waterfalls and drop for 979 metres.



Did You Know...?

The Incas were the largest group of native people in South America. The Incan Empire lasted for about 100 years and they famously built the ancient city Machu Picchu in the Andes.



Questions

1. Which two oceans surround South America?

2. What is the smallest country in South America? Tick **one**.

- Brazil
- Chile
- Suriname
- Venezuela

3. Why do you think that Portuguese is spoken by more people in South America than Spanish?

4. In what parts of South America does the temperature sometimes drop below freezing?

5. What sort of climate does most of South America have? Tick **one**.

- polar
- Mediterranean
- dry
- tropical

6. Explain in your own words why it is important to protect the Amazon Rainforest.

7. How long is the Amazon River? Tick **one**.

- 4000 miles
- 6962m
- 40km
- 400 miles

8. What is Cape Horn? Tick **one**.

- a mountain
- a river
- a headland
- a rainforest

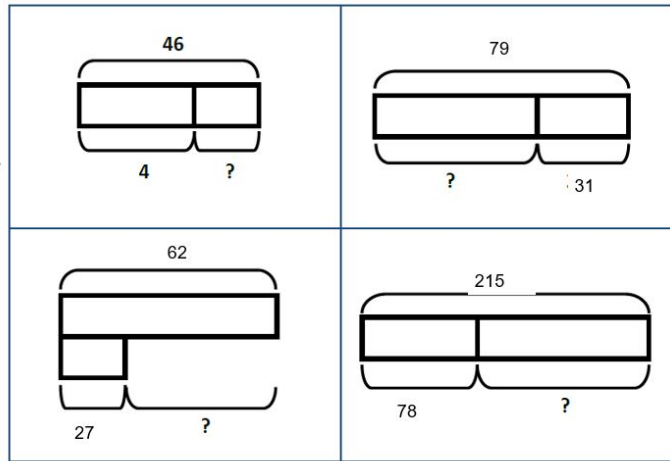
Mild

Independent Task

Column method

For each bar model, write the subtraction equation it represents. Estimate your answer then use column subtraction to calculate the missing part.

Challenge: Can you work out which columns regrouping will occur in?



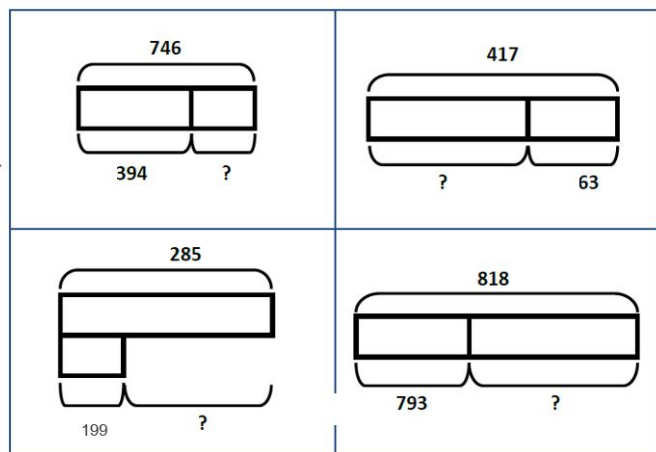
Hot

Independent Task

Column method

For each bar model, write the subtraction equation it represents. Estimate your answer then use column subtraction to calculate the missing part.

Challenge: Can you work out which columns regrouping will occur in?



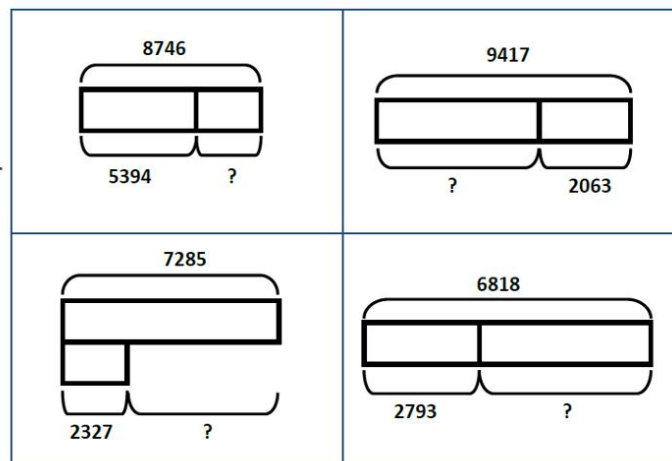
Spicy


Independent Task

Column method

For each bar model, write the subtraction equation it represents. Estimate your answer then use column subtraction to calculate the missing part.

Challenge: Can you work out which columns regrouping will occur in?





English

Today we will start writing the second paragraph of our own story! Use your boxed-up planner to help you. In this section, I want you to:

1. Introduce the new character who is 'helped' in some way by the MC;
2. Describe the new character in detail using the sentence practise from earlier in the workbook.

Find my second paragraph below. Use it to help you write yours. 😊

Second section

Use your boxed-up planner to help you. Look back at the model text to help you too. In this section I want you to:


- ★ introduce the new character who is 'helped' in some way by the MC;
- ★ describe the new character in detail using the sentence practise from earlier in the workbook.

Here's my second paragraph. Use it to help you write yours:

One night, she caught an unusually large oyster. She couldn't help herself and she peaked inside. It had diamonds on its shell that glittered in the moonlight, a shimmering pearl and an angelic voice. As the oyster sang its mournful moan, Zoe froze in the water. She was mesmerised. Instantly, she realised that she couldn't take this oyster, so she placed it back on the seabed.

- ★ Check your punctuation and spelling.
- ★ Have you remembered full stops? Are there capital letters after the full stops? Have you remembered the comma after your fronted adverbials?
- ★ Remember to do this for the next section as well





Today we will focus on punctuation. Complete the task below. 😊


Capital Letters and Full Stops

Luvakass the alien has been learning a lot about the world since his arrival on Earth from the planet Inko. However, one thing he has definitely not got the hang of is when to use capital letters and full stops.

Can you look at this letter he has written back to his family on Inko one sentence at a time and help him by correcting the mistakes he has made?


dear mum and dad
i have now been on earth for two weeks
it is very different to inko
people drive around in metal boxes
food is eaten by putting it in your face
water falls out of the sky a lot
i miss you all
love from luvakass

mum and dad
inko
milky way west
local cluster



Luvakass has also written this postcard from Earth to his cousins - can you rewrite it and correct his capital letters and full stops for him?

dear capri and mustic	
hi from earth i am having a lovely time I have been staying with two children called sara and david they have taught me a lot about the world here you use bits of metal to eat with and you sleep lying down hope you are well see you soon	
luvakass	



Music

Mr Mitchell has sent us some fantastic music. Use your body as percussion instruments. First I'd like you to look again at the video of Mr Mitchell playing 'Sevens':

<https://1drv.ms/v/s!AnXNLnbymb9EnHpMXCeEMjAa3rOd?e=OGT9lQ>

'Sevens'

Pattern 1: Tap, Tap, Tap, Tap, Tap, Tap, Tap

Pattern 2: Tap, Clap, Tap, Clap, Tap, Clap, Tap

Pattern 3: Tap, Clap, Click, Tap, Clap, Click, Tap

Pattern 4: Tap, Cross, Tap, Clap, Click, Clap, Tap

Key: = 'tap' = 'clap' = 'click' = 'cross' (hands)

This time Mr Mitchell wants you to try playing it as a **Canon** – that doesn't mean blowing it up! It means waiting until Mr Mitchell finishes Pattern 1, then you start Pattern 1 as Mr Mitchell starts Pattern 2, and you continue following one pattern behind. Try not to get confused by watching Mr Mitchell too closely!!

In the video, Mr Mitchell plays each pattern from 1-4 then back to one, and repeats this three times; so, the full sequence is: 1 / 2 / 3 / 4 / 3 / 2 / 1 (x3). 😊

PE

Today we will exercise with Joe Wicks. 😊 Please find the link below:

<https://www.youtube.com/embed/WDvjgO2VXa8>

Purple Mash

Reversible Changes: Complete the writing frame to show your knowledge of reversible changes in water. 😊



Thursday – 4th January

Today you have an English, Grammar, Maths, RE and Purple Mash session.

<https://sway.office.com/JilGsH8RCpPTLBao?ref=Link>

Maths

In this lesson, we will be using the column method to subtract two four-digit numbers where regrouping is required in multiple columns. Please click on the link below to get to the video lesson. Also, remember to choose the task that best suits you among mild (easy), hot (middle) and spicy (hard). 😊

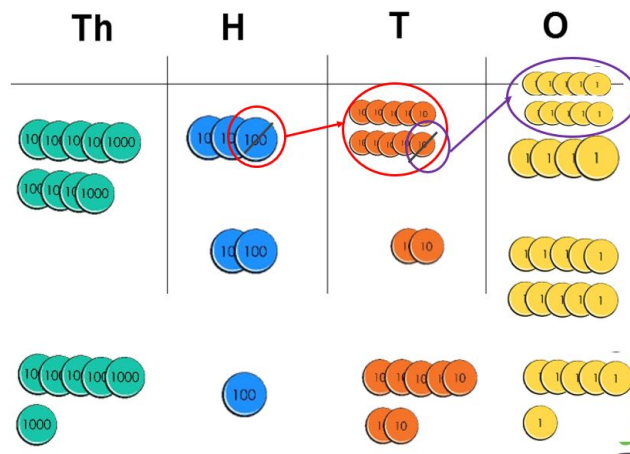
<https://classroom.thenational.academy/lessons/subtracting-using-the-column-method-when-multiple-columns-require-regrouping-6xh34c>

$$9304 - 3128 \approx 6000$$

$$9304 - 3128 = 6176$$

$$\begin{array}{r} 9 \\ 2\cancel{3}1 \\ 9304 \\ - 3128 \\ \hline 6176 \end{array}$$

14

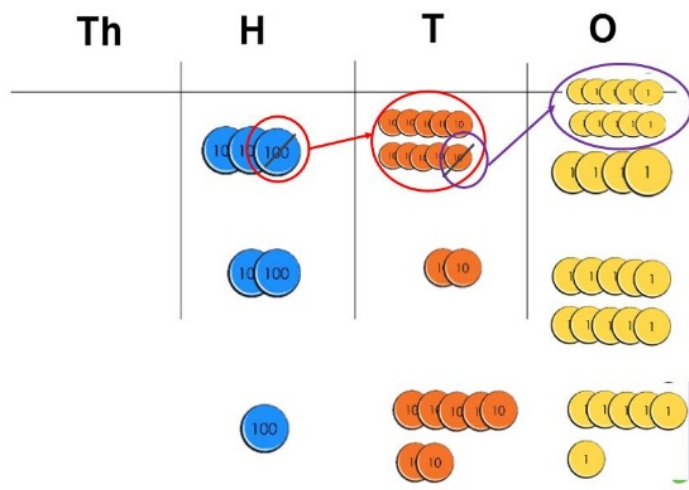


$$204 - 128 \approx 100$$

$$304 - 128 = 176$$

$$\begin{array}{r} 9 \\ 1\cancel{3}1 \\ 204 \\ - 128 \\ \hline 76 \end{array}$$

14



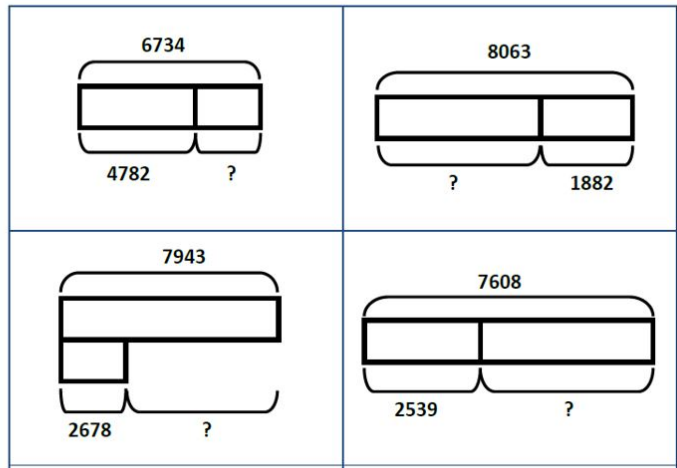
Mild

Independent Task

Column method

For each bar model, write the subtraction equation it represents. Estimate your answer then use column subtraction to calculate the missing part.

Challenge: Can you work out which columns regrouping will occur in?



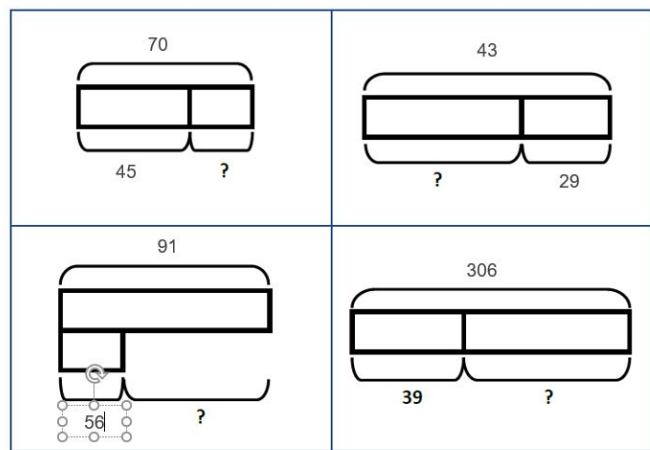
Hot

Independent Task

Column method

For each bar model, write the subtraction equation it represents. Estimate your answer then use column subtraction to calculate the missing part.

Challenge: Can you work out which columns regrouping will occur in?



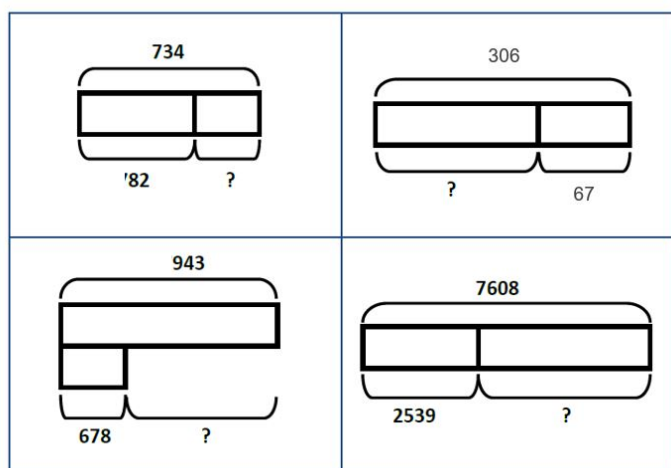
Spicy


Independent Task

Column method

For each bar model, write the subtraction equation it represents. Estimate your answer then use column subtraction to calculate the missing part.

Challenge: Can you work out which columns regrouping will occur in?





RE

In this lesson, we will be studying in detail the five main pillars of Islam; Shahadah, Salat, Zakat, Sawm and Hajj. These are considered by Muslims to be the most important practices of their religion. Please click on the link below to get to the video lesson. 😊

<https://classroom.thenational.academy/lessons/what-are-the-five-pillars-of-islam-70t6cd>

Shahada – Pillar One

This pillar is the main belief of all Muslim people and it is a declaration of their faith. The English words are:

“There is no god except Allah, Muhammad is the messenger of Allah.”

Muslims say this when they pray.



Salah – Pillar Two

This pillar is prayer. Muslims pray five times a day and follow a special ritual to do so. First they must wash in symbolically clean water.

All the prayers are said at the same time every day.

Fajr – Morning, between dawn and sunrise.

Zuhr – Mid-day or early afternoon.

Asr – Late afternoon.

Maghrib – Evening, around sunset.

Isah – Night, before going to bed.



Zakat – Pillar Three

This pillar is about looking after other people. Each Muslim gives up a share of his wealth each year to provide for those less fortunate.

The word zakat means to purify or cleanse. As a person gives away a share of their wealth they become cleansed from selfishness and greed.



Sawm – Pillar Four

This pillar is all about Ramadan. The ninth month of the Islam calendar is when Muhammad began receiving messages from God.

For 30 days Muslims fast, they do not eat or drink during daylight hours.

The fast is to remind them how difficult it is to be poor, hungry and thirsty. It reminds them to thank God for the gift of the Qur'an and not be greedy.




Hajj – Pillar Five

All Muslims have a duty to make a pilgrimage to Makkah at least once in their life. Very often whole families will save to send one person at a time.

Men who go must wear an ihram which is made up of two sheets which must not be sewn together.


Muslims go on the pilgrimage to bring together the community and strengthen it.



The Five Pillars of Islam

1. What are the Five Pillars of Islam?

2. Name the Five Pillars.



3. What is Pillar One?

4. What is Pillar Two?

5. What is Pillar Three?

6. What is Pillar Four?

7. What is Pillar Five?

Grammar

Today we will focus on **fronted adverbials**. An adverbial is a word, phrase or clause that is used, like an adverb, to modify a verb or a clause. Adverbs can be used as adverbials, but many other types of words, phrases and clauses can be used in this way. When adverbials are used at the beginning of a sentence, they are called **fronted adverbials**. Complete the task below.

What is an adverbial?

An adverbial is a word, phrase or clause that is used, like an adverb, to modify a verb or a clause. Adverbs can be used as adverbials, but many other types of words, phrases and clauses can be used in this way, including prepositional phrases and subordinate clauses.

What is a fronted adverbial?

When an adverbial is used at the beginning of a sentence, they are often called 'fronted adverbials'.



Fronted adverbials are used to describe...

the **time** something happens,
e.g. **Before sunrise**, Darius crept into the beast's cave.

the **frequency** (how often) something happens,
e.g. **Every so often**, Darius could hear the beast's ferocious snore.

the **place** something happens,
e.g. **At the back of the cave**, the terrifying creature began to stir.

the **manner** something happens,
e.g. **As quick as a flash**, Darius bounded behind a nearby rock.

the **possibility** (how likely) something will/has happen(ed),
e.g. **Almost certainly**, the deadly beast would find Darius.

Did you notice how the fronted adverbials were punctuated?

Use ISPACE to help you remember six different ways to create fronted adverbials...

I	-ing word	e.g. Shaking with fear, ...
S	Simile	e.g. Like a raging bull, ...
P	Preposition	e.g. Behind the clouds, ...
A	Adverb	e.g. Anxiously, ...
C	Conjunction	e.g. After he opened his eyes, ...
E	-ed word	e.g. Exhausted, ...

Spot the Adverbial

Look at the sentence below. Underline the **adverbial** or **adverbials** in each sentence. The first one has been done for you.

1. He threw the ball against the wall.
2. The dinosaur stomped through the forest and roared a mighty roar.
3. The little girl jumped up and down like a yo-yo.
4. Finally, the plane landed at the airport.
5. An enormous boat sailed along the river Mersey.
6. As the sun began to set, birds twittered in the trees.
7. The fairy flew like a firework.
8. He stood and waited under the clock.
9. The ballerina was practising her dance moves throughout the day.
10. After completing the race, Jasmine felt tired.
11. Like an excited child, Arturo jumped up and down when he arrived at the theme park.

Purple Mash

Social Networks Debate: Should children use social networking sites? Use this worksheet to prepare for a debate. 😊

HAPPY FRIDAY.

Friday – 5th January

Today you have 10 Purple Mash sessions.

<https://sway.office.com/JilGsH8RCpPTLBao?ref=Link>

Purple Mash

Today is INSET day. You will find 10 2Dos activities on Purple Mash website. Look at the list below:

1. Winter: Can you draw a typical Winter scene? Don't forget to include the falling snow flakes.
2. World Tour: Research and write about a holiday destination for our traveller to visit.
3. Sea creature: What can you see in the sea?
4. Being a good role model: A template to help children write about being a good online role model.
5. Red Riding Hood Letter: Write a thank you letter to the woodcutter to thank him for helping you.
6. Perimeter: Measure and calculate the perimeter of composite rectilinear shapes in centimetres and metres.
7. Area: Calculate and compare the area of squares and rectangles including using standard units, square centimetres (cm²) and square metre.
8. Healthy Eating Plan: Create a plan for your healthy diet.
9. Addition & Subtraction - H T O: Carefully look at each question before answering.
10. Monster Multiplication: Learn your times tables with the 2simple Times Tables.

Friday Quiz

Today I would like you to complete the Friday Quiz I prepared for you on Sway!

<https://sway.office.com/JilGsH8RCpPTLBao?ref=Link>