


Oakwood Primary Academy



Reception

Remote Learning Activity pack

Week Beginning
1st of March 2021

Name.....



'Being Better Every Day'

Reception Remote Learning Overview - Week beginning: 1/3/21

Photographs and video clips of learning should, wherever possible be submitted each day, by uploading to Tapestry or by emailing Mrs Jacques or Miss Clark. Please include a comment about how your child coped with the activity.

CJacques@auroraacademies.org or SClark@auroraacademies.org

Weekly Welcome

Hello,

Welcome to our final week of home learning. We are very excited to be opening the school back up and seeing you all again next week.

In this pack, you will find all the instructions you need to ensure that you can learn at home. We will be learning about the same topics in school and can't wait to hear all about what you've learnt! Don't forget to get your adults to upload your work to Tapestry. We'll share some of your photographs next week! If you have any problems with the activities please email Mrs Jacques.



Don't forget, we'll be announcing our 'Star of the Week' on Friday, so make sure we see your fantastic learning!

Have a great week, as it is world book day next Thursday we will all dress up as a book character. I hope you dress up and send us a photo. Even better send us a video telling us about your character and the story!

The Reception Team

Our News Page

Let's see what Reception children have been up to across the past week, at home and in school!



Our Learning Timetable For This Week

	English	Maths	Wider Curriculum
Mon	Max's Jungle Adventure Phonics . RWI -word time consolidation work.	Number bonds to 10. Ten in a bed!	Topic- Mrs Armitage & the Big Wave. Make a seaside postcard
Tues	Answer questions about the story. Bandana pattern. Phonics RWI -spell the word.	Numicon Number bonds	Topic- Seaside poems. Learn & recite.
Wed	Max's 'add a word' challenge Phonics - RWI -New special friends- ng	Ping Pong to 10	Topic- Come away from the water Shirley. Treasure Chest work.
Thurs	Jungle animal-'add a word' challenge. Phonics -Read the new story. Let's sing.	Number bond challenge time.	World Book Day Music -Books are my best friends-dress up & join in.
Fri	Rhyme Time Phonics - write a sentence.	Museum of Ten!	Jigsaw-Health Me- Healthy food. Boogie Beebies-Jam too.

Reading Log- Please keep a log of books you have shared at home.



<https://www.oxfordowl.co.uk/please-log-in> Please sign up (for free!) to access the eBooks on this site to continue reading at a suitable level.

You could send in a photo or video of your child reading.

Date	Title / Name of Book	Pages	Comments


NSPCC link-<https://www.nspcc.org.uk/keeping-children-safe/coronavirus-advice-support-children-families-parents/>



Tasks and Activities.

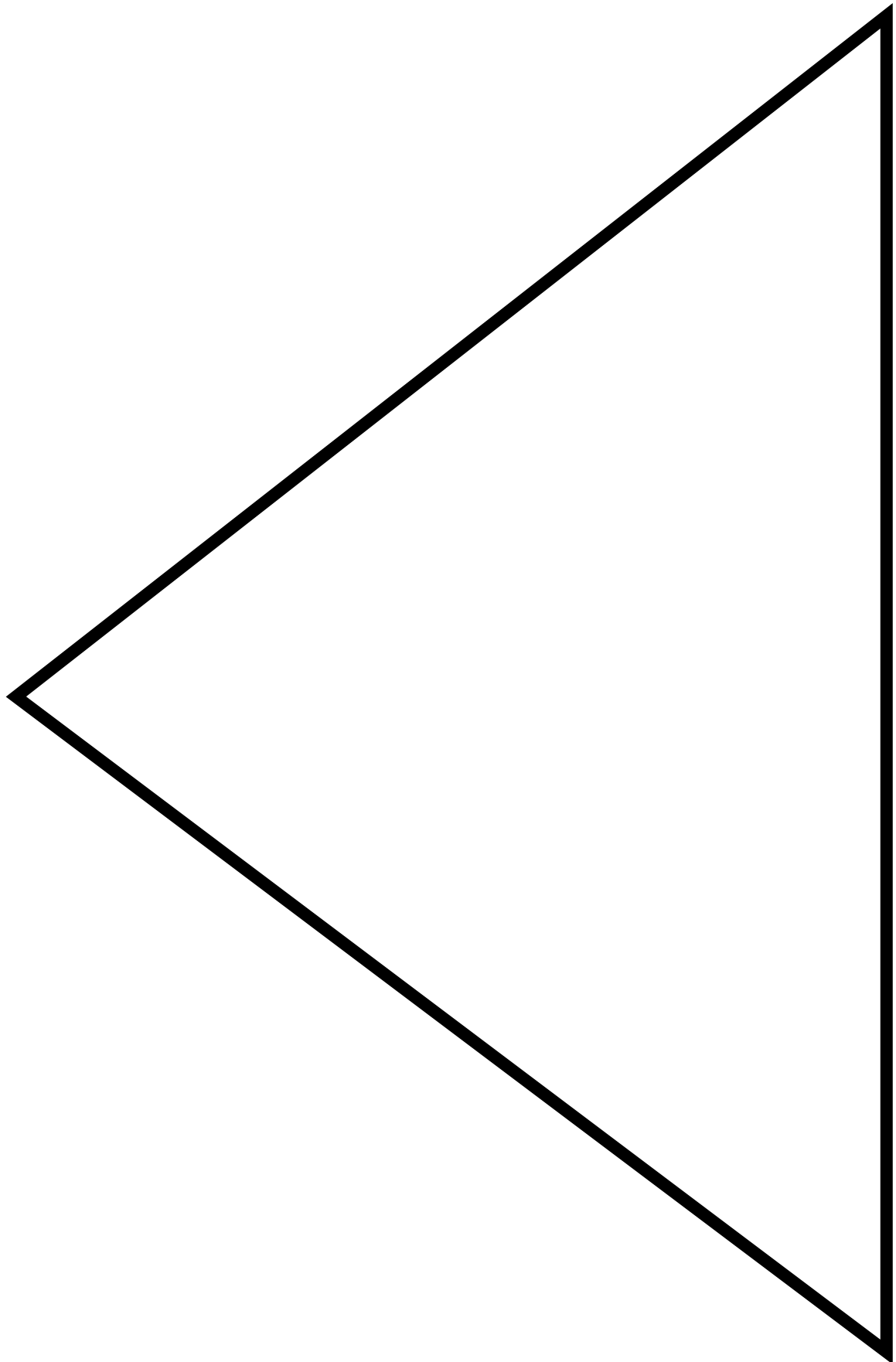
English	<p>Monday- Enjoy Max's Jungle Adventure. Draw a picture. Tell me about it.</p> <p>Tuesday- Answer questions about the story. Create a bandana pattern for Max.</p> <p>Wednesday- Max's 'add a word challenge' (explore) Write the describing words.</p> <p>Thursday- Choose a jungle animal & use the 'add a word' challenge to make a riddle.</p> <p>Friday- Learn 'I went to the animal fair' compare two versions. Can you change a part of it to make a new version?</p>
Reading	<p>Log into Oxford Owl. Select eBooks scroll down and select Free RWI books.</p> <p>Select <i>Nog in the Fog</i>. Practise reading the words and then the story like we do on Thursdays in phonics. Practise each day working on fluency and 'story teller' voices.</p>
Phonics	<p>On Monday our RWI session is 'Read the Word' consolidation with Gareth.</p> <p>On Tuesday the RWI session is spelling, get your phonic letters, paper and a pencil ready!</p> <p>On Wednesday the RWI session introduces our new 'special friends' sound 'ng'</p> <p>On Thursday we will read a new short story. 'Let's sing'</p> <p>On Friday we will write a sentence.</p>
Maths	<p>This week our focus is number bonds to 10.</p> <p>Monday-10 in a bed activity sheet.</p> <p>Tuesday- Numicon activity- stick and write number bonds.</p> <p>Wednesday- 'Wiggly fingers' Draw round two large hands, stick palms, fold over fingers to create & write number bonds.</p> <p>Thursday- Number bond challenge cards.</p> <p>Friday- Number bond to 10 beanstalk sticking activity.</p>
Wider Curriculum	<p>Topic work- Monday-After listening to the story make a list of all the things Mrs Armitage decide she needed. (Adult scribe). Make a postcard about going to the seaside. Tuesday- Listen to the poems. Join in with the 'Rocks' poem. Try to retell it with actions. Video and place on Tapestry or email.</p> <p>Wednesday- After listening to the story draw and label items you think Shirley found in the treasure chest.</p> <p>Jigsaw-Health Me-Explore the importance of healthy food.</p> <p>PE. Boogie Beebies. 'Jam Two'</p> <p>Music- 'Books are my best friends.</p>
World book day.	<p>Our 'Rock Pool' topic has had a 'literacy' bias this week. So we have added a pirate story to each sway and the staff will be dressed as pirates on Thursday. We are looking forward to seeing what you wear.</p>
Purple Mash	<p>Go out into the garden and visit the dressing up box (Role play) When you have chosen a character, type in the speech bubble something they might say!</p>

Monday-English- Draw a picture from Max's Jungle Adventure.





What part of the story have you drawn? Can you write a simple sentence?

Tuesday-English- Create a pattern on a new bandana for Max



Wednesday- English. ★ Max's add-a-word challenge.

Draw a picture of your toy.

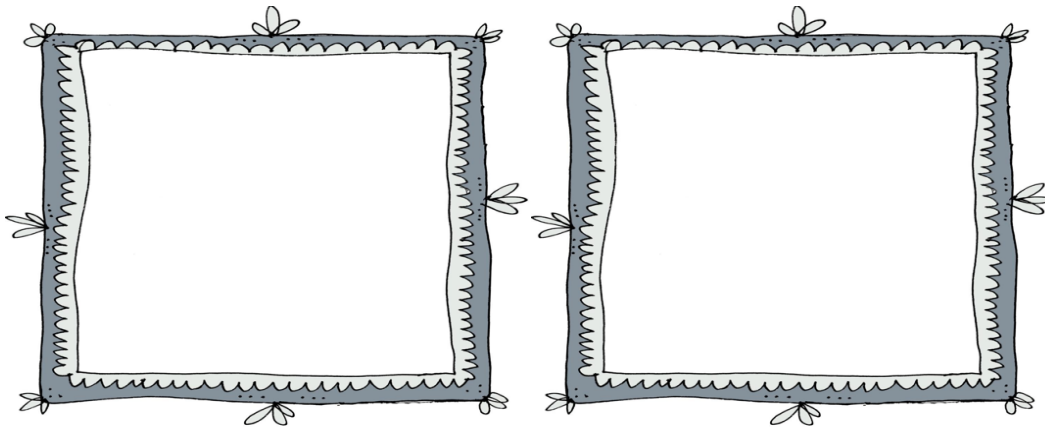


A large blue rectangular box for writing.

Write 4 describing words in the blue box.

Now can you play Max's add a word challenge?

Thursday- English. ★ Max's add-a-word challenge.



Draw and label two jungle animals. Write your describing words in the box.

A large, light blue rounded rectangular box with a thin black border. It is intended for writing describing words for the two jungle animals drawn in the frames above.

I would love to hear your riddle to guess the animal.

Tuesday phonics-write the words.


sh th ch qu

Try to use the handwriting lines like we do in school.



Handwriting practice lines consisting of two sets of four horizontal lines each. Each set includes a top red line, two middle blue lines, and a bottom red line, providing a guide for letter height and placement.

Wednesday- phonics



ng ng

Try to practice writing our new special friends. When you finish **n** you can then start the **g** on the end of the **n**.

Handwriting practice lines for the phonics 'ng'. The lines are arranged in three sets, each consisting of a top red line, a middle blue line, and a bottom red line.

Cut out this card to keep with your others.



Thursday-phonics story.

Ditty 1 Let's sing

Green words

Read in Fred Talk (pure sounds).

can dog frog sing
chick duck song a

Read the root word first and then with the ending.

let → let's

Red words

the

Ditty 1 Let's sing

Introduction

Do you like singing? In this story lots of animals have fun singing.



the frog can sing

the duck can sing



the dog can sing



the chick can sing



let's sing a song



Friday phonic sentence.

Try to use the handwriting lines like we do in school.

Children write *dog can sing a song.*

Like before, if your child feels confident they can start by copying my writing to write the whole sentence.




Frog, chick, duck and


Monday maths- Remember encourage your child to challenge themselves to work out how many more teddies will make the total of ten- rather than just counting the quantity in the bed and on the floor.

Ten in a Bed Number Bonds to 10


Can you write a number sentence about the teddy bears? How many are in the bed? How many have fallen out? How many are there altogether?




+ =




+ =




+ =



+ =

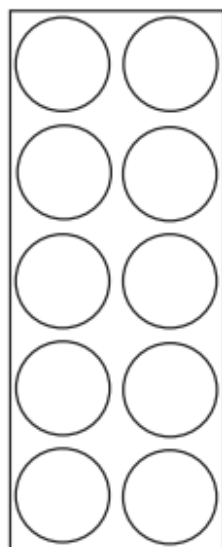
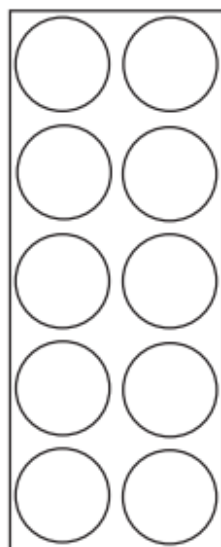

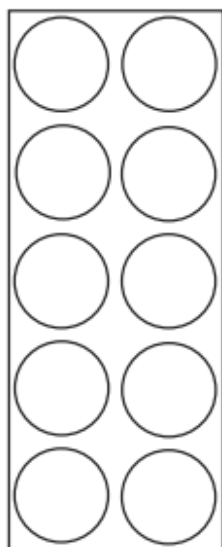
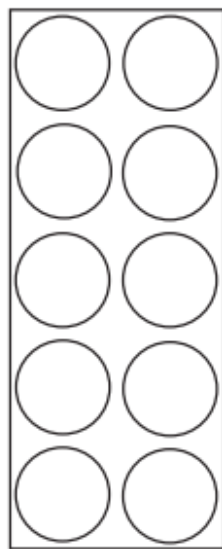
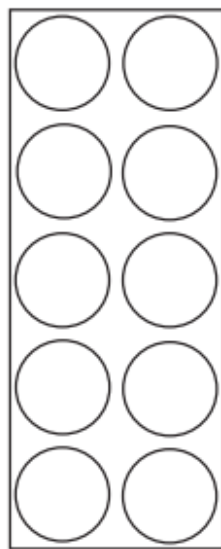

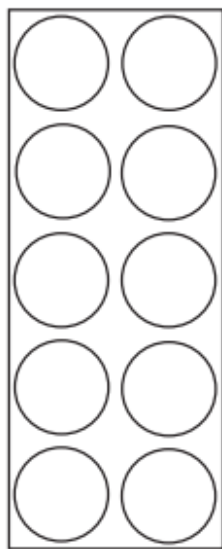


+ =





+ =

Tuesday maths- Cut out the coloured tiles on the next page and stick **one** on each of these blank ten tiles. Write the number bonds under each tile.



Tuesday-maths- Pull out this page, cut out these Numicon tile shapes and stick one on each ten tile on the previous page.



Wednesday- Wiggly Fingers!

You could write your number bonds here.



Thursday- challenge time.

Number Bonds to 10

I have 10 jelly beans. I eat 4. How many do I have left?

10	
4	?



[twinkl.com](https://www.twinkl.com)

Number Bonds to 10

There are 10 sausages in a packet. I cook some of the sausages in a frying pan. There are 7 sausages left in the packet. How many sausages did I cook?

10	
?	7



[twinkl.com](https://www.twinkl.com)

Number Bonds to 10

I have 5 green marbles and 5 purple marbles. How many marbles do I have altogether?

?	
5	5



twinkl.com

Number Bonds to 10

There are 2 glass bottles on a shelf. The shelf can hold 10 bottles. How many more can I put on the shelf?

10	
2	?




twinkl.com

Friday-


My Number Bond to 10 beanstalk.




Cut out the leaves and match into '**number bond to 10**' pairs. Then arrange and stick them on your beanstalk.



Topic-Write a message about a visit to the seaside. Draw a picture in the empty box. Cut out both and stick together to make a postcard.



twinkl.co.uk



twinkl.co.uk

Topic- ***Come away from the water Shirley.*** Write a list around the chest, with pictures, of what Shirley might find in the treasure chest.



Are you ready for the Oakwood to Tokyo Challenge?



This year Tokyo in Japan are hosting the Olympics games.
The distance from Oakwood to Tokyo is 8,120 miles



We have set ourselves a challenge, to see how long it would take for our children, parents/carers and staff to complete the distance of 8,120 miles, virtually! This can be achieved by completing any form of physical exercise.

You can walk, run, cycle, skate, play football, skip or anything you would like to do, we will also be participating in school during our PE lessons.

We would like parents/carers, if possible, to record this activity using an app like Strava, a smart watch/phone or plotting your route using Mapometer, this will calculate your distance. If you do not have access to these apps, please just let us know your route and we will calculate the miles for you.



Every Thursday (latest), we would like you to send us your miles or steps for the previous week along with a photo if possible; we will then calculate all the miles together. Our Facebook page will then be updated on Friday with the amount of miles completed collectively, and show you our virtual journey and position on the map.

Each country we travel through, we will give you information facts and trivia about that country.

Everyone who participates in our challenge will be entered into a prize draw

Please send your photos and miles to

opaoffice@auroraacademies.org



Come on everyone take up the challenge

Let's get

Oakwood to Tokyo!