

Oakwood Primary Academy



Year 1

Remote Learning Workbook

Week Beginning
22nd February 2021

Name.....



'Being Better Every Day'

Year 1 Remote Learning Overview - Week beginning: 22/2/21

All learning can be completed online, in the work booklet (collected from school) or in the exercise book. There is no expectation or need to print out any of these learning activities below.

Photographs of learning or individual documents can be submitted by emailing Mrs Taylor or Mrs Van der Wijk:

Year1opa@auroraacademies.org

Or by handing these in at school each **Monday**, should you wish to.

Contents:

- 'Weekly Welcome' from the Year 1 Team
- News Page – What will you be learning this week?
- Weekly Timetable
- Reading Log
- English learning and links for this week
- Maths Learning and links for this week
- Wider Curriculum Learning and links for the week
- Purple Mash 'To Do's
- Other links and activities

Weekly Welcome

Monday 22nd – Friday 26th February 2021

Hello Year 1,

Welcome to a new week of learning. We miss you at school and hope that you are safe at home, enjoying the home learning.

In this pack, you will find all the instructions you need to ensure that you can learn at home this week. We will be learning about the same topics in school and can't wait to hear all about what you've got up to!

We are expecting you to either:

- (1) send an email with pictures or photos of the work you have done
- (2) You could also drop in your completed work pack when collecting your new pack on a Monday.



It may be a good idea to choose your favourite piece of work from the week to send in! We'll share some of your photographs next week!

For this week, Mrs Taylor will be in school teaching, while Mrs Van der Wijk will be available to support with the remote learning you are doing at home. So, please email us using new email address: Year1opa@auroraacademies.org with any questions, queries and with your work, so we can keep in contact as much as possible.

Don't forget, we'll be announcing our 'Star of the Week' on Friday, so make sure we see your fantastic learning!


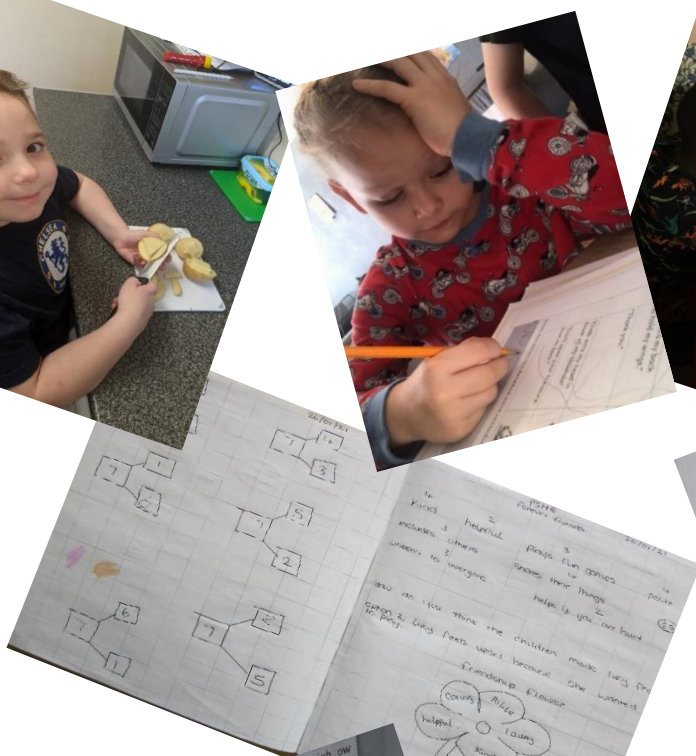

Enjoy all of the learning and we look forward to seeing you when it is safe to do so. Have a great week!

Mrs Van der Wijk and Mrs Taylor



Our News Page

Let's see what Year 1 have been up to across the past few weeks in school and at home!



	English	Maths	Wider Curriculum
Monday	<p>Phonics Read, Write, Inc. video / Activities</p> <p>Talk-4-Writing Home-school booklet <i>Trixie, an adventurous fairy penguin</i></p>	<p>Oak National Academy- Lesson 6: To share a total equally and find the number of groups</p> <p>https://classroom.thenational.academy/lessons/to-share-a-total-equally-and-find-the-number-of-groups-part-1-65hkad</p>	<p>Science – Ourselves Oak National Academy- https://classroom.thenational.academy/lessons/what-are-the-different-parts-of-the-human-body-70uk6d</p>
Tuesday	<p>Phonics Read, Write, Inc. video / Activities</p> <p>Talk-4-Writing Home-school booklet <i>Trixie, an adventurous fairy penguin</i></p>	<p>Oak National Academy- Lesson 7: To share a total equally and find the number of groups (part 2)</p> <p>https://classroom.thenational.academy/lessons/to-share-a-total-equally-and-find-the-number-of-groups-part-2-61jp8r</p>	<p>PSHE – Jigsaw Being Healthy</p>
Wednesday	<p>Phonics Read, Write, Inc. video / Activities</p> <p>Talk-4-Writing Home-school booklet <i>Trixie, an adventurous fairy penguin</i></p>	<p>Oak National Academy- Lesson 8: To explore arrays</p> <p>https://classroom.thenational.academy/lessons/to-explore-arrays-part-1-6mvkcd</p>	<p>PE – warm-up Yoga – Under the Sea</p> <p>Music – Pulse Oak National Academy https://classroom.thenational.academy/lessons/understanding-how-sound-is-represented-by-symbols-64w62t</p>
Thursday	<p>Phonics Read, Write, Inc. video / Activities</p> <p>Talk-4-Writing Home-school booklet <i>Trixie, an adventurous fairy penguin</i></p>	<p>Oak National Academy- Lesson 9: To explore arrays</p> <p>https://classroom.thenational.academy/lessons/to-explore-arrays-part-2-71hp2t</p>	<p>RE Greeting special people</p>
Friday	<p>Phonics Read, Write, Inc. video / Activities</p> <p>Talk-4-Writing Home-school booklet <i>Trixie, an adventurous fairy penguin</i></p>	<p>Oak National Academy- Lesson 10: To develop understanding of halves and quarters of quantities</p> <p>https://classroom.thenational.academy/lessons/to-develop-understanding-of-halves-and-quarters-of-quantities-ccup4r</p>	<p>PE – 5 min work out Joe Wicks https://www.youtube.com/watch?v=d3LPrhI0v-w</p> <p>Topic/DT – Healthy Sandwich</p>

Reading Log

Don't forget to complete your reading log. Send in a photo or video of some of the reading you have done this week.

[illegible]

Tasks and Activities

Reading

Can you read this following story (in chapters) on Purple Mash and complete the activities?

Reading: - Link to this week's story chapters and activities (Purple Mash):

https://www.purplemash.com/#tab/pm-home/school_closure_home_learning/localised_remote_learning/regionlised_remote_learning_age5_6/localised_learning_ages5-6_wk4

On Purple Mash, follow these steps to access a new chapter of the story and activities:

- teachers
- school closure and home learning
- spring term remote learning
- daily learning 5-6
- daily learning Week 4
- Chapters 1 - 5
- You can then do the Quiz and some of the different activities

Alternatively, **these reading 2Dos are already set for you on Purple Mash.**

Monday

Read: Ostrich and the very long neck : Chapter 1

Complete the quick **quiz** and complete the **jigsaw**. These 2Dos are already set for you on Purple Mash.

Tuesday

Read: Ostrich and the very long neck : Chapter 2

Complete the **quiz** and **missing words game**. These 2Dos are already set for you on Purple Mash.

Wednesday

Read: Ostrich and the very long neck : Chapter 3

Complete the **quiz** and complete the **jigsaw**. These 2Dos are already set for you on Purple Mash.

Thursday

Read: Ostrich and the very long neck : Chapter 4

Complete the quick **quiz** and create a **crocodile**. These 2Dos are already set for you on Purple Mash.

Friday

Read: Ostrich and the very long neck : Chapter 5

Complete the **quiz** and **missing words game**. These 2Dos are already set for you on Purple Mash.

Here are your phonics videos for this week. Please click on the appropriate links for your child:

Monday 22nd

Yellow: m reading: <https://schools.ruthmiskin.com/training/view/lhYGw1eI/pOahyA7A>

Orange: 1.6 (2) reading: <https://schools.ruthmiskin.com/training/view/4qQ31ooS/BurvrkKt>

WT spelling 1.6 (2): <https://schools.ruthmiskin.com/training/view/K4U0IISC/pLs40vAa>

Yellow and Orange can also have a go at this phonics game:

<https://www.phonicsplay.co.uk/resources/phase/2/flashcards-speed-trials>

Press Go then say the sounds quickly....see if you can do this several times and beat your score!

Blue: ie reading: <https://schools.ruthmiskin.com/training/view/Glejgf82/Fu9cABYZ>

ie spelling: <https://schools.ruthmiskin.com/training/view/o5UquemO/d9rz42i1>

Tuesday 23rd

Yellow: a reading: <https://schools.ruthmiskin.com/training/view/UoE0bZqC/Cz2QVA7R>

Orange: 1.6 (3) reading: <https://schools.ruthmiskin.com/training/view/KPqVzQ4Q/OMKhJzZu>

WT spelling 1.6 (3): <https://schools.ruthmiskin.com/training/view/avmGlyoU/l8i1C4ao>

Blue: Can you write a sentence with some of the i-e words you wrote yesterday?

Eg. My brother *likes* to fly his *kite* on a windy day.

You can also have a go at this phonics game:

<https://www.ictgames.com/mobilePage/helpAHedgehog/index.html>

This game sets a timer for reading words containing some of our key sounds so far:

Press Phase 3: Ch, sh, th and ng and Phase 4: ccvc/cvcc

Wednesday 24th

Yellow: s reading: <https://schools.ruthmiskin.com/training/view/GRpRNmoJ/OgGkhwRN>

Orange: 1.6 (4) reading: <https://schools.ruthmiskin.com/training/view/XbGaroj9/Q6lCkien>

WT spelling 1.6 (4): <https://schools.ruthmiskin.com/training/view/5hpXfD1B/8JCT56zz>

Yellow and Orange can also have a go at this phonics game:

<https://www.phonicsplay.co.uk/resources/phase/2/dragons-den>

Click on PHASE 2, REVISE ALL PHASE 2, decide if the words are fake or real!

Blue: oe reading: <https://schools.ruthmiskin.com/training/view/tmGn8dhG/XyqBQAbA>

oe spelling: <https://schools.ruthmiskin.com/training/view/J9qR9qbm/pBbGKsr9>

Thursday 25th

Yellow: d reading: <https://schools.ruthmiskin.com/training/view/SqLnFzye/xlK1Wkfx>

Orange: 1.6 (5) reading: <https://schools.ruthmiskin.com/training/view/KJrJRqM0/PyBG8Vmp>

WT spelling 1.6 (5): <https://schools.ruthmiskin.com/training/view/U8hcUTPi/0ycZBLII>

Yellow and Orange can also have a go at this phonics game:

<https://www.phonicsplay.co.uk/resources/phase/2/picnic-on-pluto>

Click on PHASE 2, REVISE ALL PHASE 2, decide if the words are fake or real (Obb or Bob)!

Blue: Can you write a sentence with some of the **oe** words you wrote yesterday?

You can also have a go at this phonics game:

<https://www.ictgames.com/mobilePage/poopDeck/index.html>

Select 2 sounds you are not so sure about eg. ure, read words and tick if a real word

Friday 26th

Yellow: t reading: <https://schools.ruthmiskin.com/training/view/KJiptzgA/MipHTqZV>

Orange: 1.6 (5) reading (recap):

<https://schools.ruthmiskin.com/training/view/KJrJRqM0/PyBG8Vmp>

WT spelling 1.6 (5) recap: <https://schools.ruthmiskin.com/training/view/U8hcUTPi/0ycZBLII>

Yellow and Orange can also have a go at this phonics game:

<https://www.phonicsplay.co.uk/resources/phase/2/flashcards-speed-trials>

Press Go then say the sounds quickly....see if you can do this several times and beat your score!

Blue: u-e reading: <https://schools.ruthmiskin.com/training/view/VZaClfVe/BPZnkKOR>

u-e spelling: <https://schools.ruthmiskin.com/training/view/mgdcXcyi/SBkxLpHA>

Writing

PWP Talk for Writing Home School booklet:

Trixie, the adventurous fairy penguin

Monday 22nd February

Read through the story below carefully. Talk about it with your grown up.


You can also listen to an audio recording of this story here:

<https://soundcloud.com/talkforwriting/trixie-sticky-beak/s-n9GmQrd5FI9>

Trixie Stickybeak – an Adventurous Fairy Penguin

Once upon a time, there was a little fairy penguin called Trixie Stickybeak who lived with her family on a rocky shore in Sydney Harbour.

Trixie was the youngest of the Stickybeak family. Her blue and grey plumage shimmered in the sunshine and her tummy was as white as snow. She loved to play on the rocky shore with her brother and sister but Trixie was an **adventurous** little penguin.



What she enjoyed best was to **plunge** into the sea and explore the dark waters with her friends.

One Monday morning, Mrs Stickybeak said to her little family, "Have a lovely swim today, children, but make sure you come home by tea time."

So, Trixie plunged into the sea and swam away from the shore. She dived, she glided and shot through the water like an arrow. For hour after hour, Trixie explored with her friends until, finally, she was **exhausted**. Luckily, there was a large rock jutting out of the sea. So, Trixie pulled herself up onto a rocky ledge and fell fast asleep in the afternoon sunshine. When she woke up, it was getting dark and Trixie realised that she was a long way from home. She began to cry. What could she do?

At that moment, Trixie saw a lifeboat coming towards her. So, she stood as tall as a fairy penguin can stand and flapped her flippers. Luckily, the lifeboat crew saw her and steered the boat towards the rock.

"How can we help you, little one?" asked the captain in a booming voice.

"I'm exhausted and a long way from home. Please can you give me a lift back to my home in the harbour?"



"Hop aboard!" boomed the captain and, twenty minutes later, Trixie hopped off the lifeboat onto her very own rocky shore. "Thank you," said Trixie gratefully but Mrs Stickybeak was cross and sent Trixie to her nest immediately. "For the next few days, you're going to stay on our own rocky shore with me," she said and Trixie did just that.

On Saturday morning, Mrs Stickybeak said to her little family, "You can play further away today children but make sure you come home by tea time."

So, Trixie plunged into the sea and swam away from the shore. She dived, she glided and shot through the water like an arrow. For hour after hour, Trixie explored with her friends until, finally, she was exhausted. Luckily, there was an old fishing boat moored nearby. So, Trixie pulled herself onto the deck and fell fast asleep in the afternoon sunshine. When she woke up, it was getting dark and Trixie realised that she was a long way from home. She began to cry. What could she do?

At that moment, Trixie saw a **kayak** paddling towards her. So, she stood as tall as a fairy penguin can stand and flapped her flippers. Luckily, Jessica, the paddler, saw her and steered the kayak towards the old boat. "How can I help you, little one?" asked Jessica in a gentle voice.

"I'm exhausted and a long way from home. Please can you give me a lift back to my home in the harbour?"

"Hop aboard, you tired little penguin," said Jessica and, thirty minutes later, Trixie hopped off the kayak onto her very own rocky shore. "Thank you," said Trixie gratefully but Mrs Stickybeak was cross and sent Trixie to her nest immediately.

Two days later, Mrs Stickybeak sat her children down. "I've got something special for you," she said as she opened a colourful box. Inside were three waterproof fairy penguin watches. "I'm going to teach you all to tell the time and then Trixie will never be late again."

"Hurray! Thank you," yelled all three little Stickybeaks.

And from that day to this, Trixie has never been home late again.

.....

Talk together about the story and then complete the following sentences.
(Trixie likes **best handwriting**)



(1) Which character did you like best? Why?

(2) Did anything surprise you about the story?

(3) What did Trixie learn by the end of the story?

(4) What question would you ask Trixie?

Tuesday 23rd February

Remember you can listen to an audio recording of this story here:

<https://soundcloud.com/talkforwriting/trixie-sticky-beak/s-n9GmQrd5FI9>

Otherwise, you can find the written story at the beginning of this booklet/Sway.



Plumage : Feathers of a bird.

What action could you do for 'plumage'?

Think about another bird you know. What colour is its plumage?

Adventurous : Keen to explore new places and new things.

What action could you use for 'adventurous'?

Do you know anyone who is 'adventurous'? Write their names here:

Exhausted : Very, very tired.

What action could you do for 'exhausted'?

What makes you feel exhausted? Write a list of things here:

Who said what?

Can you remember who said each of these things in the story? Match each one with the right character. **One** has been done for you as an example.

Think carefully – you might have to join one of them to two characters!

"Hop aboard,
you tired little penguin,"



"How can we help you
little one?"



"I've got something
special for you."



"Please can you give me
a lift back to my home
in the harbour?"



"Have a lovely swim today children but make
sure you come home by tea time."



Wednesday 24th

Remember you can listen to an audio recording of this story here:

<https://soundcloud.com/talkforwriting/trixie-sticky-beak/s-n9GmQrd5FI9>

Quiz time

Can you answer these questions about the story?



1. Where did Trixie live?

2. How many children were in the Stickybeak family?

3. What did Trixie enjoy doing best?


4. Why did Trixie cry when she was standing on the rock?

5. How do you think Trixie felt at the end of the story?

Thursday 25th

Remember you can listen to an audio recording of this story here:

<https://soundcloud.com/talkforwriting/trixie-sticky-beak/s-n9GmQrd5FI9>




Trixie's special watch

Can you design the special watch which Mrs Stickybeak gave to Trixie?

Remember: it needs to be waterproof

Think about where Trixie can wear her new watch so that it won't fall off in the sea.
Try to label all the special features that the watch has.




Why is this watch so special?

Challenge: include the word 'because'



Friday 26th



I want to write a letter to Jessica to say
thank you for rescuing me in her kayak.
I want to tell her about her my watch.
Can you help me to write the letter please
in your best handwriting?

**Remember: You can either write
your letter below or you can write in
your exercise book instead.**

Dear Jessica,

Thank you

A large area with horizontal lines for writing, alternating between light blue and light orange colors.

Maths

Please access the **Oak National Academy** for Key Stage 1

<https://classroom.thenational.academy/subjects-by-key-stage/key-stage-1>

Click **Maths**

This week we will be continuing this unit: **Multiplication and Division**

Please click on the lessons (beginning on Lesson 1) for each day, alternatively you can click the links provided here to go straight to the day's lesson. Once you click **start lesson**, watch the **video**. The teacher will talk you through each step, giving you time to complete activities along the way. You can pause it at any time. Then have a go at completing the **independent task** at the end (You can pause the video on the task). You can then continue watching to check your answers. Finally, have a go at the **quiz** (online).

*You can do your work here in this booklet, in an exercise book or on some paper. Here, we have also included a **challenge task** and a **task if you are finding it a bit tricky**. Please take photos of your favourite piece of work to email us daily ☺*

Monday 22nd

Lesson 6: To share a total equally and find the number of groups

Online Lesson link: <https://classroom.thenational.academy/lessons/to-share-a-total-equally-and-find-the-number-of-groups-part-1-65hkad>

Independent task:

Task 1:

*Share out these cake decorations equally between the 4 cakes:
(draw pictures on top of the cakes)*



12 gummy bears



4 jelly hearts



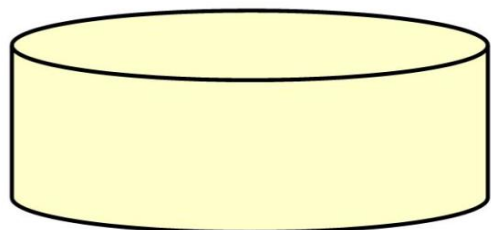
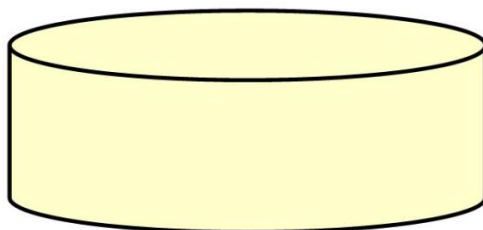
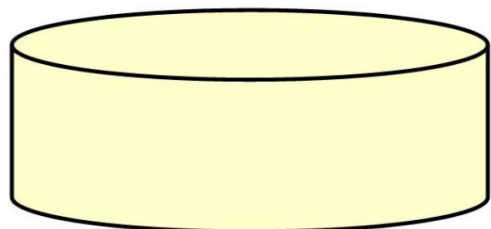
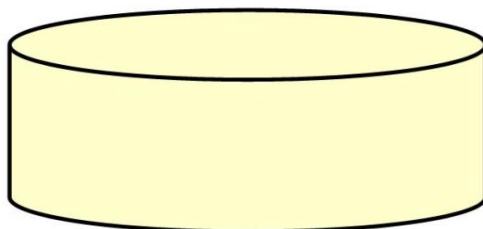
8 chocolate buttons



20 candles



16 strawberries



Challenge: Task 2:

Share out these cake decorations equally between the 4 cakes:



12 gummy bears



4 jelly hearts



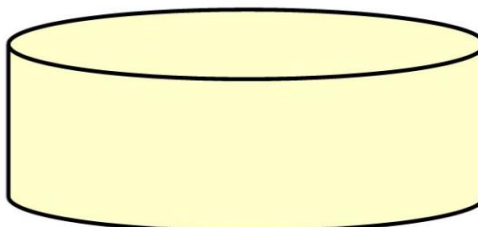
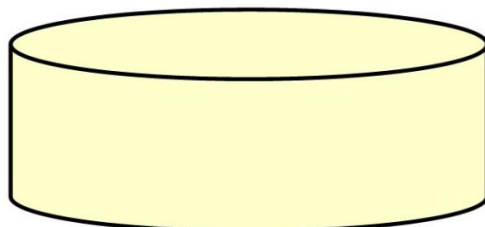
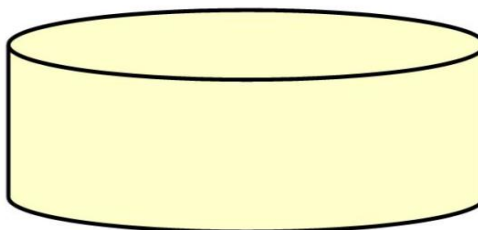
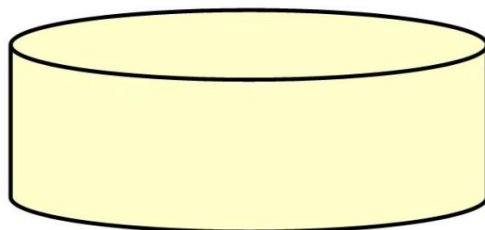
9 chocolate buttons



22 candles



19 strawberries



A number line for support:

1	2	3	4	5	6	7	8	9	10
11	12	13	14	15	16	17	18	19	20

What did you find out this time?

Did the cake decorations share out exactly or were there some left over?

How many gummy bears were left over?

How many chocolate buttons were left over?

How many strawberries were left over?

How many jelly hearts were left over?

How many candles were left over?

If you're finding this tricky:

Watch this short video, showing how to share out apples into equal groups:

<https://www.youtube.com/watch?v=0b4beyJ4oG4>


Tuesday 23rd

Lesson 7: To share a total equally and find the number of groups (part 2)

Online Lesson link: <https://classroom.thenational.academy/lessons/to-share-a-total-equally-and-find-the-number-of-groups-part-2-61jp8r>


Independent task:

There are 21 biscuits. Show groups of 3.




There are groups of 3.

There are 20 bumble bees. Show groups of 4.



There are groups of 4.


There are 40 logs. Show groups of 5.



There are groups of 5.

If you're finding it tricky:

There are 8 sweets. Show groups of 2.



There are groups of 2.

There are 6 stars. Show groups of 2.



There are groups of 2.

Challenge:

There are 24 stars. Show groups of 6.



There are groups of 6.

THINK - How do you know?

Tip: you could cross off the stars as you count or draw a bubble around groups of 6

Eg.



Wednesday 24th

Lesson 8: To explore arrays (part 1)

Online Lesson link: <https://classroom.thenational.academy/lessons/to-explore-arrays-part-1-6mvkcd>

Independent task:


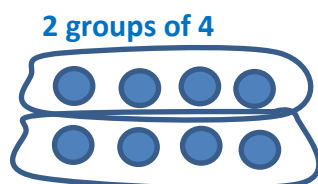
Using cubes/pencils/counters can you make or draw:

3 groups of 5	5 groups of 3

***Teacher's tip:**

Draw a bubble around each group then count the number of groups

Eg.



If you're finding it tricky:

3 groups of 5	5 groups of 3

Draw a bubble around each group of 5

Draw a bubble around each group of 3

Challenge:

Can you draw or make:

5 groups of 4

6 groups of 3

7 groups of 2

4 groups of 5

3 groups of 6

2 groups of 7

What would be the total number? (add them all together)

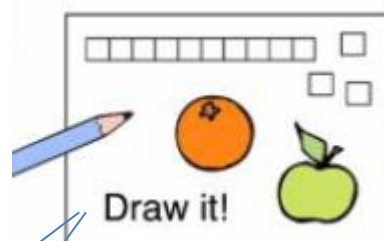
Thursday 25th

Lesson 9: To explore arrays (part 2)

Online Lesson link: <https://classroom.thenational.academy/lessons/to-explore-arrays-part-2-71hp2t>

Independent task:

Another example of how to show arrays:




3 groups of 4

4 groups of 3

If you're finding it tricky:

2 groups of 3



Draw a bubble around groups of 3

3 groups of 2

Draw 6  above
Draw a bubble around groups of 2

Challenge:

8 groups of 3

3 groups of 8

Super Challenge:

What other arrays can you create?

Draw and label them below:

_____ groups of _____

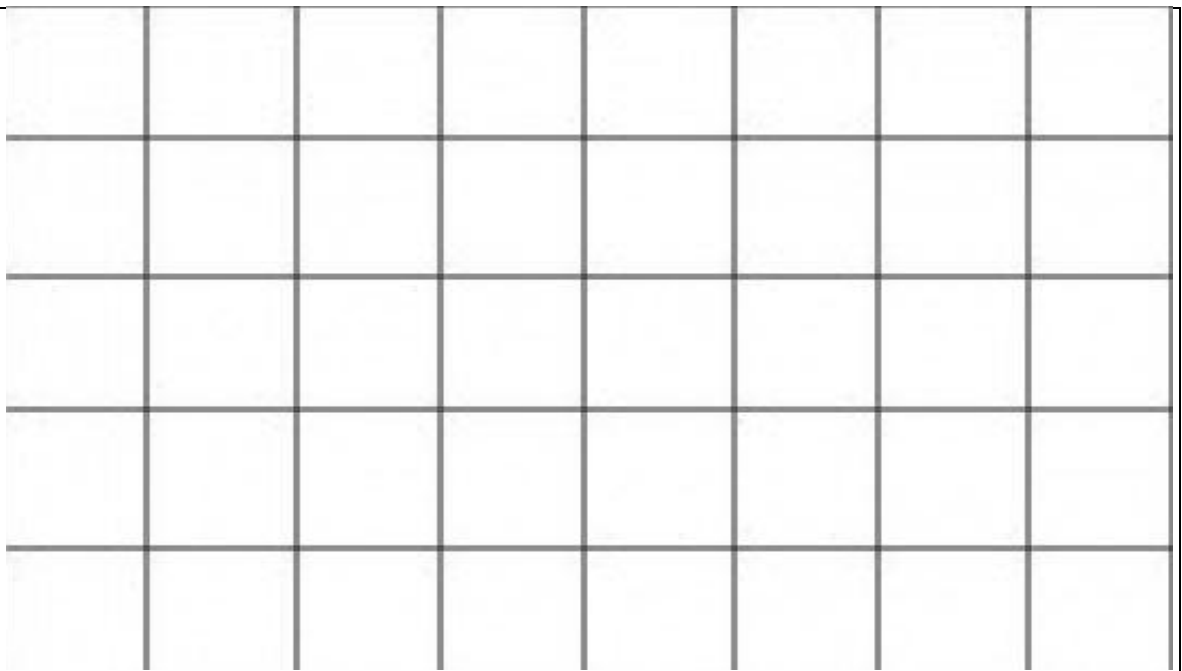
_____ groups of _____

_____ groups of _____

_____ groups of _____

Think:

If you add each total of groups, did they equal the same answer?



Friday 26th



Lesson 10: To develop understanding of halves and quarters of quantities

Online Lesson link: <https://classroom.thenational.academy/lessons/to-develop-understanding-of-halves-and-quarters-of-quantities-ccup4r>

Independent task:



I have **one quarter** of the apples. How many apples are there altogether?

The whole is ____ apples.
One quarter of ____ is ____.



The whole is ____ apples.
One quarter of ____ is ____.

I have **one quarter** of the apples. How many apples are there altogether?





If you're finding this tricky:

Watch this short video, finding a quarter of a set of objects:

<https://www.youtube.com/watch?v=FwldiD9d1OY>

Challenge:

 <p>I have one quarter of the apples. How many apples are there altogether?</p>	<p>The whole is ____ apples. One quarter of ____ is ____.</p>
<p>The whole is ____ apples. One quarter of ____ is ____.</p>	<p>I have one quarter of the apples. How many apples are there altogether?</p> 

What is a quarter of:

16

20

32

Well done! ☺

Science: Ourselves

Please click on the link below to access Oak National Academy


<https://classroom.thenationalacademy/lessons/what-are-the-different-parts-of-the-human-body-70uk6d>

Alternatively, type in Oak National Academy, Key Stage 1, Subjects, Science, Human Lifestyle, Lesson 1, What are the different parts of the human body?

Can you label the diagram below:

Parts of the Body

Use the words in the word box to help you label the different parts of the body.



foot	knee	tummy	neck	eye	mouth	shoulder
ankle	hand	chest	ear	nose	head	elbow

Quick quiz:

Q1. Which part of the body helps us to breathe air in and out?

- ☐ lungs
- ☐ heart
- ☐ skeleton

Q2. Which part of the body protects the organs?

- ☐ brain
- ☐ skeleton
- ☐ heart

Q3. What is the function of the muscles?

- ☐ To help us move
- ☐ To help us breathe
- ☐ To help us learn

TUESDAY

PSHE: Being Healthy

Look at the pictures of the children below. How are they staying healthy?



Draw and label 4 ways in which you stay healthy:

WEDNESDAY

PE

Warm-up:

Youtube: Miss Linky: Hello song for children/ morning stretch

<https://www.youtube.com/channel/UC0iBxbTB-vlfoSOp6th5I> w

Cosmic Yoga: Under the Sea

<https://www.youtube.com/watch?v=bRgvrnuijdE>



*There are so many fun yoga exercise stories to join in with on this channel! You could pick your favourite story for some PE time another day too! Remember you can send us **photos** of any fun learning you're doing at home!*

Music – Understanding pulse

Understanding how a sound is represented by symbols




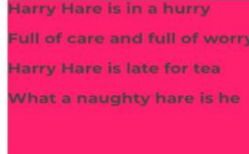
Click on the Oak National Academy link below:

<https://classroom.thenational.academy/lessons/understanding-how-sound-is-represented-by-symbols-64w62t>

Alternatively, on Oak Academy, click on **subjects, key stage 1, music, pulse, Lesson 3: follow along with the video.**

Can you join in with the songs/pulse?

How many different ways can you move your body in time to the beat?

Let's try clapping this pattern...		New song...
		
		

There are also fun music 2Dos: 2Beat and 2 Explore for you to explore on PurpleMash!

THURSDAY

RE: How special people are welcomed

What would you do if a member of the Royal Family came to visit?

How is the Queen being welcomed in this video clip and photographs?

Watch the first 30 seconds of this video:

<https://www.youtube.com/watch?v=71kUmuq5DCM>



How might she feel?

Why are people welcoming her in this way?

What do people feel about her?

Who is special to **you**?

How do you welcome special people into your home? (Draw your ideas in the box below)

A large empty rectangular box with a black border, intended for drawing ideas on how to welcome special people into one's home.

Then think about:

What makes someone so special?

FRIDAY

PE

Five minute move – kids work out 1 – Joe Wicks

<https://www.youtube.com/watch?v=d3LPrhIOv-w>



Topic/DT: Designing and making a healthy sandwich



Talk to your grown up about sandwich fillings. Think about how many fillings you would like in your own sandwich.

Then start to think about how you will make it and what you will need.

Make a list of what you will need:

.....
.....
.....
.....

Now write in sentences, how you will make it.
Remember to include time connectives (see box below),
capital letters and full stops.

You could write out your instructions in your exercise
book or on the lines below:

1. First

2.

3.






4.

5. Finally

first	next	then
after that	finally	

Give your sandwich a rating out of 5 (how many stars will you colour in?)



Purple Mash 'To Dos'	<p>Purple Mash Access Purple Mash using your own username and password. <i>Explore and complete some of these new 2Dos then save/exit. I will be able to see all your hard work 😊</i></p> <ol style="list-style-type: none"> (1) 2Dos for the reading sections of each day's work: Quiz and Activity (Ostrich story) (2) Phonics cloze a-e, e-e, i-e (3) Phonics ch, sh (4) Maths Sequence Snake (5) Maths Number bonds to 5 (6) Maths Number bonds to 10 (7) Maths Number bonds to 20 (8) Ourselves My Body (9) Ourselves Feelings (10) Queen Elizabeth Birthday Card
Other links and activities	<p><i>You may wish to explore some of the following:</i></p> <p>Phonics games:</p> <p>Tricky word trucks: https://www.phonicsplay.co.uk/resources/phase/2/tricky-word-trucks</p> <p>Buried Treasure: https://www.phonicsplay.co.uk/resources/phase/2/buried-treasure</p> <p>There's more to explore on Phonics play!</p> <p>Maths games:</p> <p>Multiplication and division: https://www.topmarks.co.uk/maths-games/5-7-years/multiplication-and-division</p> <div style="text-align: center;">  </div> <div style="display: flex; justify-content: space-around; align-items: flex-end;"> <div style="text-align: center;">  </div> <div style="text-align: center;">  </div> </div> <div style="display: flex; justify-content: space-around; align-items: flex-end;"> <div style="text-align: center;">  </div> <div style="text-align: center;">  </div> </div>

Get making!



There are lots of great ways to make your own penguin models or pictures. Here's a website for you to get some ideas from.

<https://www.thebestideasforkids.com/penguin-crafts/>



If you want to make penguin biscuits or cakes, here's an idea.

<https://www.bbcgoodfood.com/recipes/perky-penguins>

There are lots more fun ideas and penguin facts on the internet but check with your helper first.



It's been great to hear about the exciting things you've been getting up to at home. Alongside all your fantastic work, I've heard about exciting baking, colouring, playing, walking and exploring - these things are great and so important too! Well done everyone! 😊

Send in your work and we will see who will be star of the week!

