


Oakwood Primary Academy



Reception

Remote Learning Activity pack

Week Beginning
8th of February 2021

Name.....



'Being Better Every Day'

Reception Remote Learning Overview - Week beginning: 8/2/21

All learning can be completed online or in the pack. There is no expectation or need to print out any of these learning activities below.

Photographs of learning or individual documents can be submitted throughout the week, by uploading to Tapestry or emailing Mrs Jacques or Miss Clark:

Cjacques@auroraacademies.org or SClark@auroraacademies.org

*Or by handing these in at school each **Monday**, should you wish to.*

Weekly Welcome

Monday 8th – Friday 12th of February 2021

Hello,

Welcome to a new week of learning. We miss you very much and hope that you are safe at home.

In this pack, you will find all the instructions you need to ensure that you can learn at home. We will be learning about the same topics in school and can't wait to hear all about what you've learnt! Don't forget to get your adults to upload your work to Tapestry. We'll share some of your photographs next week! If you have any problems with the activities please email Mrs Jacques.




Don't forget, we'll be announcing our 'Star of the Week' on Friday, so make sure we see your fantastic learning!

Have a great week, enjoy all of the learning and we look forward to seeing you when it is safe to do so.

The Reception Team

Our News Page

Let's see what Reception children have been up to across the past week, at home and in school!



Our Learning Timetable For This Week

	English	Maths	Wider Curriculum
Mon	Where is Snowy? Positional language. Phonics. RWI-Read the word. (Consolidation work)	Addition. One more!	How do I switch it on? Press, slide, flick.
Tues	Rhyming story & game. Phonics RWI-Spell the word.	Addition to 10.	Then and Now! Explore 'time-saving' technology.
Wed	Rhyming story & activity. Phonics-RWI- 'Special friends 'ch'	Story-What's New At the Zoo? Counting on.	Purple Mash. Chinese New Year activities.
Thurs	Read the sentences & write your own. Phonics-Read the new story.	Number bonds to 10	RE- How do we celebrate? Chinese New Year activities.
Fri	Weaving activity. Phonics-write a sentence	Double the number.	Chinese New Year activities.

Reading Log- Please keep a log of books you have shared at home.



<https://www.oxfordowl.co.uk/please-log-in> Please sign up (for free!) to access the eBooks on this site to continue reading at a suitable level.

You could send in a photo or video of your child reading.

[illegible]

NSPCC link

<https://www.nspcc.org.uk/keeping-children-safe/coronavirus-advice-support-children-families-parents/>



Tasks and Activities.

English	<p>Monday- Complete the positional language work. Sheet-‘Where’s Snowy?’</p> <p>Tuesday- Listen to the rhyming story and play the rhyming game.</p> <p>Wednesday-Listen to another rhyming story. Complete the dog & cat sheets- read the rhyming words.</p> <p>Thursday- Read the words & sentences. Make your own sentence & draw a picture.</p> <p>Friday- Weaving! Follow the instructions to complete your weaving.</p>
Phonics	<p>On Monday our RWI ‘Read the Word’ session consolidates our learning.</p> <p>On Tuesday the RWI session is spelling! So get out your phonic letters, paper and a pencil.</p> <p>On Wednesday the RWI session introduces our new ‘special friends’ sound ch.</p> <p>On Thursday we will read a new short story. This chimp can run.</p> <p>On Friday we will write a sentence.</p>
Maths	<p>This week our focus is addition.</p> <p>Monday-One more work.</p> <p>Tuesday- Dinosaur addition!</p> <p>Wednesday- A Counting on Story-What’s New at the Zoo?</p> <p>Thursday- Number bonds to Ten.</p> <p>Friday-Double the number!</p>
Wider Curriculum	<p>The final part of this term’s topic (Can I switch it on?) Look at how appliances around the home are turned on-sort out by whether you press, flick, slide etc.</p> <p>Consider how technology ‘saves time,’ compare the difference between using an appliance instead of doing something by hand.</p> <p>Friday is Chinese New Year so this week’s sways provide a variety of links to explore how people celebrate. There will be a new ‘Chinese New Year’ banner in the Purple Mash classroom to explore.</p>

Monday-English



I am sitting on top of a wall at the beach.

But where is my friend Snowy?

Can you match up the words and pictures?

Where's Snowy?



behind

under

next to

near

on top

beside

in front

inside

Now look at the pictures of Snowy and the chair. Ask your child to point to one picture and ask, 'Where's Snowy?'


Help them to tell you, 'Snowy is on top of the chair,' etc so that they use all the words listed and speak in a full sentence.

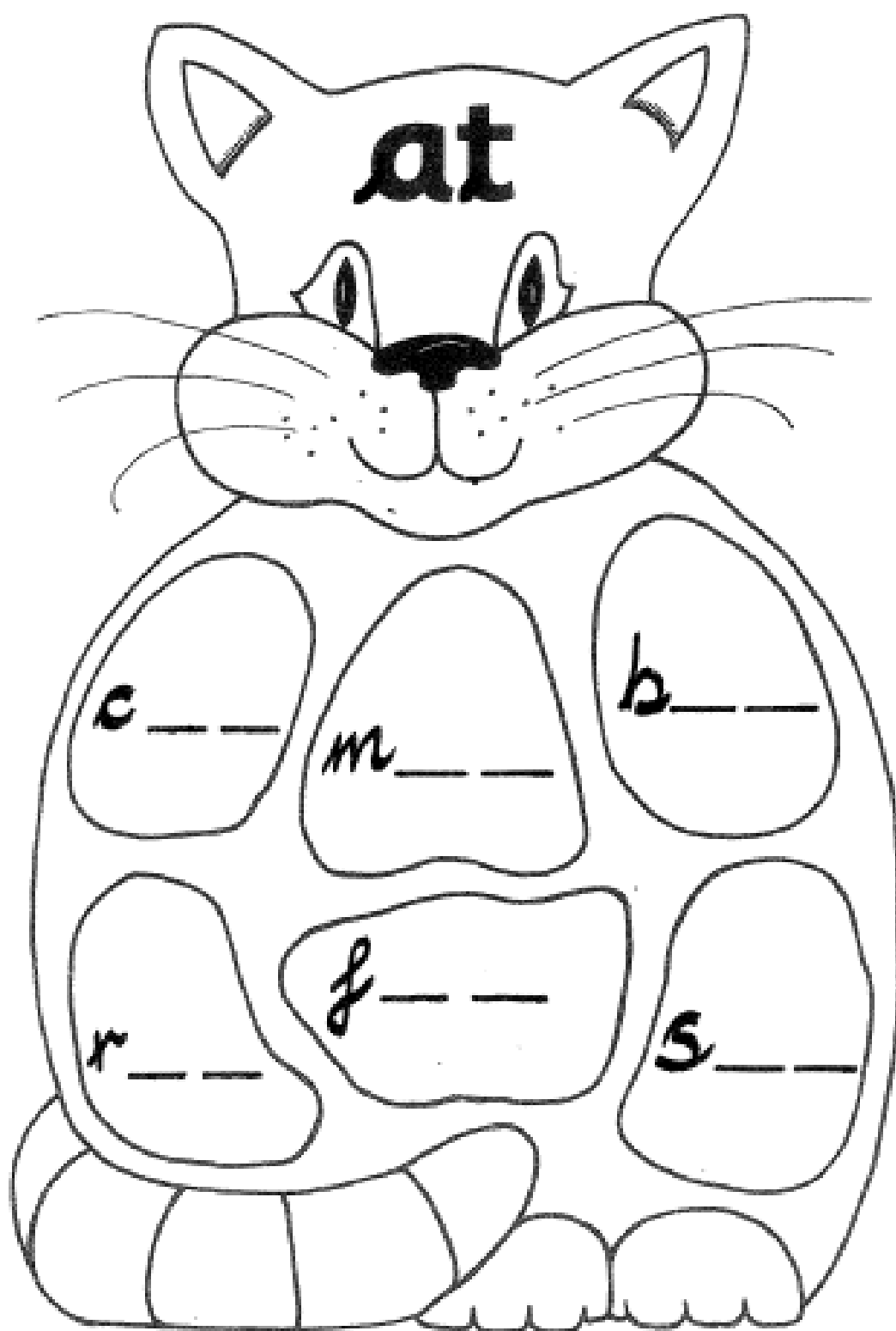
Now play the same game using one of your child's favourite toy animals and help them tell you exactly where the animal is in a sentence.

If you want, also write the words on pieces of paper and ask the child to place the words next to the toy when it is in that position.

If you've got one of the 'Where's Spot?' books, it's a great way of helping your child use these sorts of words.

Wednesday-English. Add the sounds to complete each word. Use your 'Fred fingers' to sound out the rhyming words.





Thursday-English

Help your child to read these words. If they need support, remember to pause to let them think, then prompt. Try pointing to the first letter and saying, "What sound do we say when we see that letter?" Remember to praise them for trying and tell your child the word if they are struggling - reading should be fun not frustrating for us all!

dog tree stick wood walk big
mud path run play beach fun

Now you have practised the words try to read these sentences.

The dog walked into the wood.

The dog found a stick next to the path.

The dog had fun playing in the mud.

The dog had fun playing on the beach.

He ran and ran and ran along the beach.

Now see if you can make up some sentences together about a dog or a toy that you know well and say them together several times.

Next support your child to decide on a sentence to write. You know what your child is capable of now so you may be writing the words in a pale felt tip from your child to write over, or under or encouraging them to write for themselves.

Write your sentence and draw a picture.



The writing area consists of four identical sets of horizontal lines. Each set is composed of four lines: a top red line, two middle blue lines, and a bottom red line, providing a guide for letter height and placement.



Friday-English- Max loves collecting sticks. Today we will use sticks or straws to complete a weaving!

Craft work also helps you hold a pen or pencil.

Read these instructions with your child and enjoy creating a piece of weaving using sticks, straws, ribbons and wool.

Talk about what you are doing, for example, "Can you see how the ribbon is going over and under."

This will help your child to understand these words.

What you need: Paper straws, small sticks, netting,

Duct tape or other strong tape. Bits of ribbon, wool and string.

A chopping board, and a place mat or tray.



What you do:

- 1 First, place six straws or sticks on a board. Leave the same space between them. Stick tape **over** the top of the straws so they don't roll around.
- 2 Next, weave a ribbon **over** and **under** the straws. Then, weave another ribbon **under** and **over** the straws. Remember: weave one ribbon **over** and **under**, then the next ribbon **under** and **over** so it makes a pattern
3. After that, keep weaving the ribbons until you are nearly at the end of the straws - see the last picture above...
4. Finally, put tape around the edges to make a frame.



You could stick the weaving onto cardboard to create a picture and display them in your own art gallery. Ask your child to write their name on their woven work of art and think of a name for it, e.g. 'Rainbow dazzle'.

The link below shows you how to weave a rainbow bracelet:

https://www.youtube.com/watch?v=LFtDxFN_Hp

Tuesday phonics.

Handwriting paper for your spelling work.

(Words today are- thin, six, fox, zip, fish, ship)

shop

Handwriting practice lines consisting of four sets of three horizontal lines (top and bottom lines are red, middle line is blue).

Thursday-phonics story.

Ditty 3 This chimp can run

Green words

Read in Fred Talk (pure sounds).

win can that run clap
this grin chimp

Ditty 3 This chimp can run

Introduction

When you play a game, do you like to win? This is a story about some chimps who are at a sports day. Let's see what they do!



this chimp can run

that chimp can grin



this chimp can clap

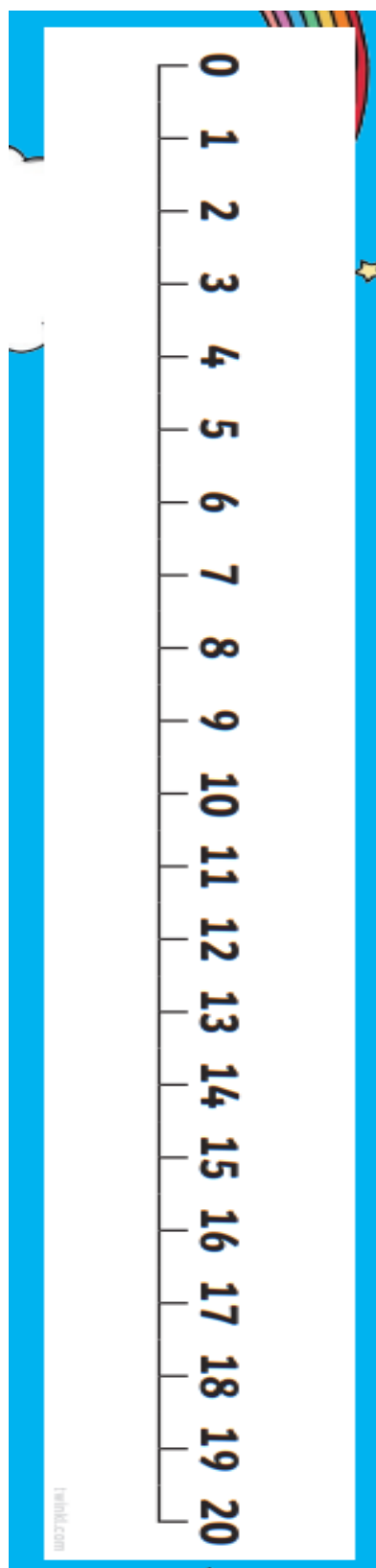


that chimp can win

Friday phonic sentence.

[illegible]

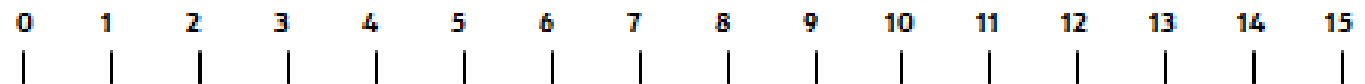
Maths activities- Cut out this number line as a support resource.



Monday. One more activity.

1 More Than

Use this number line to help the bunny hop 1 more than...



1 more than 5 =

1 more than 6 =

1 more than 7 =

1 more than 8 =

1 more than 9 =

1 more than 1 =

1 more than 2 =

1 more than 3 =

Now try these!

1 more than 10 =

1 more than 14 =

1 more than 12 =

1 more than 11 =



1 more than 13 =



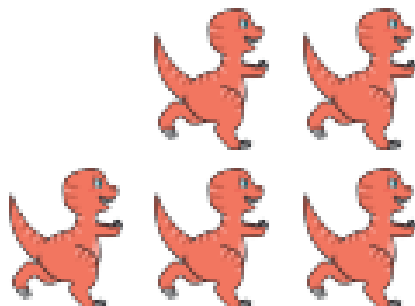

Tuesday- Hide-a-saurus! Addition.



Hide-a-Saurus Addition to 10



Add the number of dinosaurs and write your answers in the boxes.

 $+$  $=$

 $+$  $=$

 $+$  $=$

 $+$  $=$

 $+$  $=$

Wednesday- Counting on from a number. Write the sum.



4 elephants add 2 calves.



5 brown bears add 2 cubs.



6 zebras add 4 foals.



8 giraffes add 5 calves.



10 penguins add 5 chicks.






4 monkeys add 4 infants.

Thursday-maths- A group of 10 objects will support completing this activity.

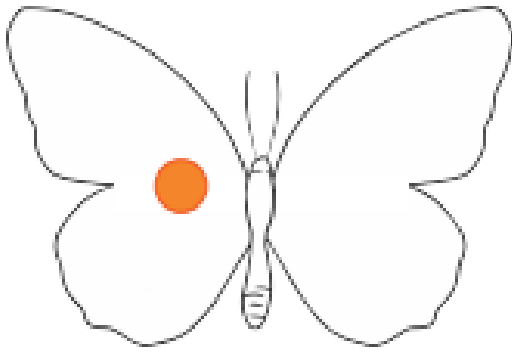
Number Bonds to 10

Can you find the missing number bond to make 10 in the robot's tummy?

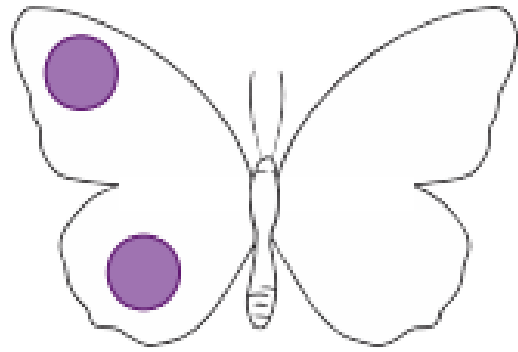


Friday-maths doubles.

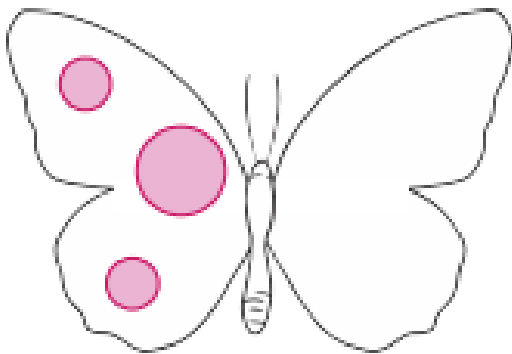
Butterfly Doubles



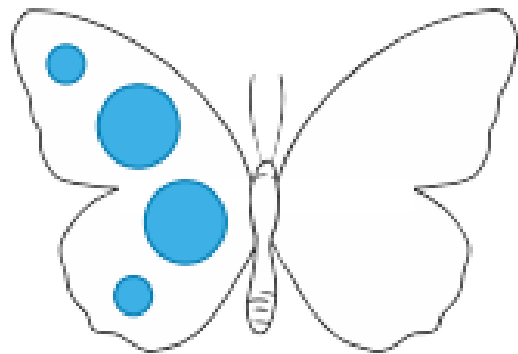
Double 1 is _____



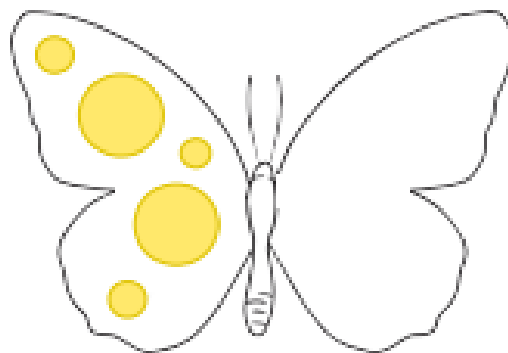
Double 2 is _____



Double 3 is _____



Double 4 is _____



Double 5 is _____

Chinese Dragon Mask

