

Oakwood Primary Academy



Year 1

Remote Learning Workbook

Week Beginning
8th February 2021

Name.....



'Being Better Every Day'

Year 1 Remote Learning Overview - Week beginning: 8/2/21

All learning can be completed online, in the work booklet (collected from school) or in the exercise book. There is no expectation or need to print out any of these learning activities below.

Photographs of learning or individual documents can be submitted by emailing Mrs Taylor or Mrs Van der Wijk:

etaylor@auroraacademies.org or evanderwijk@auroraacademies.org

Or by handing these in at school each **Monday**, should you wish to.

Contents:

- 'Weekly Welcome' from the Year 1 Team
- News Page – What will you be learning this week?
- Weekly Timetable
- Reading Log
- English learning and links for this week
- Maths Learning and links for this week
- Wider Curriculum Learning and links for the week
- Purple Mash 'To Do's
- Other links and activities

Weekly Welcome

Monday 8th – Friday 12th February 2021

Hello Year 1,

Welcome to a new week of learning. We miss you at school and hope that you are safe at home, enjoying the home learning.

In this pack, you will find all the instructions you need to ensure that you can learn at home this week. We will be learning about the same topics in school and can't wait to hear all about what you've got up to!

We are expecting you to either:

- (1) send an email with pictures or photos of the work you have done
- (2) You could also drop in your completed work pack when collecting your new pack on a Monday.

It may be a good idea to choose your favourite piece of work from the week to send in! We'll share some of your photographs next week!

For this week, Mrs Van der Wijk will be in school teaching, while Mrs Taylor will be available to support with the remote learning you are doing at home. So, please email us with any questions, queries and with your work, so we can keep in contact as much as possible.

Don't forget, we'll be announcing our 'Star of the Week' on Friday, so make sure we see your fantastic learning!

Enjoy all of the learning and we look forward to seeing you when it is safe to do so. Have a great week!

Mrs Van der Wijk and Mrs Taylor

evanderwijk@auroraacademies.org

etaylor@auroraacademies.org

Our News Page

Let's see what Year 1 have been up to across the past few weeks in school and at home!



Thank you to everyone who has sent in photos, videos and completed work packs. There are some fantastic pieces of work! We will celebrate your success ☺ Ashton was extremely happy when he received his star of the week certificate.....it may be **you** this week!

Our Learning Timetable For This Week

	English	Maths	Wider Curriculum
Monday	Phonics Read, Write, Inc. video / Activities Talk-4-Writing Home-school booklet Sayeeda The Pirate Princess	Oak National Academy- Multiplication and division Lesson 1- To find double and half an amount of money https://classroom.thenational.academy/lessons/to-find-double-and-half-of-an-amount-of-money-cdj3jd	Science -What vegetables grow underground? Naming/labelling/printing pattern
Tuesday	Phonics Read, Write, Inc. video / Activities Talk-4-Writing Home-school booklet Sayeeda The Pirate Princess	Oak National Academy- Multiplication and division Lesson 2- To recognise and add equal groups https://classroom.thenational.academy/lessons/to-recognise-and-add-equal-groups-cgr68d	PSHE – KS1 Am I always responsible for my actions? https://www.bbc.co.uk/teach/class-clips-video/pshe-ks1-ks2-am-i-always-responsible-for-my-actions/zdsygwax
Wednesday	Phonics Read, Write, Inc. video / Activities Talk-4-Writing Home-school booklet Sayeeda The Pirate Princess !	Oak National Academy- Multiplication and division Lesson 3- To add equal groups https://classroom.thenational.academy/lessons/to-add-equal-groups-6thkat	PE – Sonic the Hedgehog Yoga https://www.youtube.com/watch?v=QM8NjfcfOg0 Music – Understanding Pulse Lesson 2 https://classroom.thenational.academy/lessons/creating-simple-patterns-6rwk8d
Thursday	Phonics Read, Write, Inc. video / Activities Talk-4-Writing Home-school booklet Sayeeda The Pirate Princess	Oak National Academy- Multiplication and division Lesson 4- To solve problems using repeated patterns https://classroom.thenational.academy/lessons/to-solve-problems-using-repeated-patterns-c4w32t	Topic – Fairy door Who lives behind the door? (create own story)
Friday	Phonics Read, Write, Inc. video / Activities Talk-4-Writing Home-school booklet Sayeeda The Pirate Princess Friday quiz!	Oak National Academy- Multiplication and division Lesson 5- To share a total equally between a set number of groups https://classroom.thenational.academy/lessons/to-share-a-total-equally-between-a-set-number-of-groups-6cu3cd	PE – Pets Yoga https://www.youtube.com/watch?v=M5MtR2KSdGk Art – Introduction to print making https://classroom.thenational.academy/lessons/introduction-to-printmaking-cruck4c

Reading Log

Don't forget to complete your reading log. Send in a photo or video of some of the reading you have done this week.

[illegible]

Tasks and Activities

Reading

Can you read this following story (in chapters) on Purple Mash and complete the activities?

Reading: - Link to this week's story chapters and activities (Purple Mash):

https://www.purplemash.com/#tab/pm-home/school_closure_home_learning/localised_remote_learning/regionlised_remote_learning_age5_6/localised_learning_ages5-6_wk3

On Purple Mash, follow these steps to access a new chapter of the story and activities:

- teachers
- school closure and home learning
- spring term remote learning
- daily learning 5-6
- daily learning Week 3
- Chapters 1 - 5
- You can then do the Quiz and some of the different activities

Alternatively, **these reading 2Dos are already set for you on Purple Mash.**

Monday

Read: I wish I was a fish: Chapter 1

Complete the quick **quiz** and complete the **jigsaw**. These 2Dos are already set for you on Purple Mash.

Tuesday

Read: I wish I was a fish: Chapter 2

Complete the **quiz** and **pairs** games. These 2Dos are already set for you on Purple Mash.

Wednesday

Read: I wish I was a fish: Chapter 3

Complete the **quiz** and **joining words** game. These 2Dos are already set for you on Purple Mash.

Thursday

Read: I wish I was a fish: Chapter 4

Complete the quick **quiz** and **sea creature**. These 2Dos are already set for you on Purple Mash.

Friday

Read: I wish I was a fish: Chapter 5

Complete the **quiz** and **sorting activity**. These 2Dos are already set for you on Purple Mash.

Here are your phonics videos for this week. Please click on the appropriate links for your child:

Monday 8th

Yellow: th <https://schools.ruthmiskin.com/training/view/fM2T2tiU/f89rTpEL> (recap)

Orange: th <https://schools.ruthmiskin.com/training/view/fM2T2tiU/f89rTpEL> (recap)

WT spelling 1.5 (1): <https://schools.ruthmiskin.com/training/view/Xns5ElSM/oyGMbsOP>

Yellow and **Orange** can also have a go at this phonics game:

<https://www.phonicsplay.co.uk/resources/phase/2/flashcards-speed-trials>

Press Go then say the sounds quickly....see if you can do this several times and beat your score!

Blue: ea reading: <https://schools.ruthmiskin.com/training/view/ArLgQS6M/Ck1tI3Qt>

ea spelling: <https://schools.ruthmiskin.com/training/view/DNwEShZw/THgJyUVI>

Tuesday 9th

Yellow: ch <https://schools.ruthmiskin.com/training/view/EhCHrX8X/7SYo5RZu>

Orange: ch <https://schools.ruthmiskin.com/training/view/EhCHrX8X/7SYo5RZu>

WT spelling 1.5 (2): <https://schools.ruthmiskin.com/training/view/7jgLXuYj/MgLBySXI>

Blue: Can you write a sentence with some of the **ea** words you wrote yesterday?

You can also have a go at this phonics game:

<https://www.ictgames.com/mobilePage/spookySounds/index.html>

Select some key sounds including **oy** and **oi**

Wednesday 10th

Yellow: qu <https://schools.ruthmiskin.com/training/view/KG28jprC/Pxua3FjJ>

Orange: qu <https://schools.ruthmiskin.com/training/view/KG28jprC/Pxua3FjJ>

WT reading 1.5 (3) <https://schools.ruthmiskin.com/training/view/1ziA0ETa/fw0F6ThU>

Yellow and **Orange** can also have a go at this phonics game:

<https://www.phonicsplay.co.uk/resources/phase/2/dragons-den>

Click on PHASE 2, REVISE ALL PHASE 2, decide if the words are fake or real!

Blue: oi reading: <https://schools.ruthmiskin.com/training/view/ORbmn8J8/RexIcNfa>

Oi spelling: <https://schools.ruthmiskin.com/training/view/XvfNvNKd/NldmeggUo>

Thursday 11th

Yellow: ng <https://schools.ruthmiskin.com/training/view/FL9XkERV/HJrghnaA>

Orange: ng <https://schools.ruthmiskin.com/training/view/FL9XkERV/HJrghnaA>

WT spelling 1.5 (4) <https://schools.ruthmiskin.com/training/view/OU5ag1Hi/F9Nzl4m7>

Yellow and **Orange** can also have a go at this phonics game:

<https://www.phonicsplay.co.uk/resources/phase/2/picnic-on-pluto>

Click on PHASE 2, REVISE ALL PHASE 2, decide if the words are fake or real (Obb or Bob)!

Blue: Can you write a sentence with some of the **oi** words you wrote yesterday?

You can also have a go at this phonics game:

<https://www.ictgames.com/mobilePage/spookySounds/index.html>

Select some key sounds including **oy** and **oi**

Friday 12th

Yellow: nk <https://schools.ruthmiskin.com/training/view/OsoD9ssY/2EesjPmu>

Orange: nk <https://schools.ruthmiskin.com/training/view/OsoD9ssY/2EesjPmu>

WT spelling 1.6 (1) <https://schools.ruthmiskin.com/training/view/NJqRmYF9/YZ7aAGIE>

Yellow and **Orange** can also have a go at this phonics game:

<https://www.phonicsplay.co.uk/resources/phase/2/flashcards-speed-trials>

Press Go then say the sounds quickly....see if you can do this several times and beat your score!

Blue: a-e reading: <https://schools.ruthmiskin.com/training/view/fBMhL4vw/4MrTxwPO>

A-e spelling: <https://schools.ruthmiskin.com/training/view/H2gGfaKT/PrFqtKYk>

Don't forget to do the Friday quiz on the Sway!

Writing

PWP Talk for Writing Home School booklet:

Sayeeda The Pirate Princess

Monday 1st February

You can listen to an audio recording of this story here:

<https://soundcloud.com/talkforwriting/sayeeda/s-ewAQumNjrJt>

Sayeeda The Pirate Princess

Once upon a time, there was a pirate princess called Sayeeda who lived on a pirate galleon with her pirate family. Sayeeda loved to spend her days looking at all the beautiful treasure the pirates had stolen as they sailed the seven seas. There were golden

brooches, pearl rings and ruby bracelets but, most of all, she loved to open her very own treasure box.

One breezy, sunny morning, Sayeeda sat on deck with the treasure box in her hands. "Don't open your treasure box on deck," warned her father. "It's a breezy morning and the galleon might hit a big wave and your treasure will roll out." Sayeeda didn't listen.

Carefully, very carefully, she lifted the lid and took out a beautiful jewelled key, her favourite. She lifted it to her neck but.... "Whoosh...sh...sh...sh!" The galleon rocked to and fro, fro and to and a huge wave swept over the deck.

"Whoosh...sh...sh...sh!" Sayeeda held on tightly to the rail but the jewelled key slid from her hands. Down, down, down it sank into the deep, dark sea. Sayeeda wept.

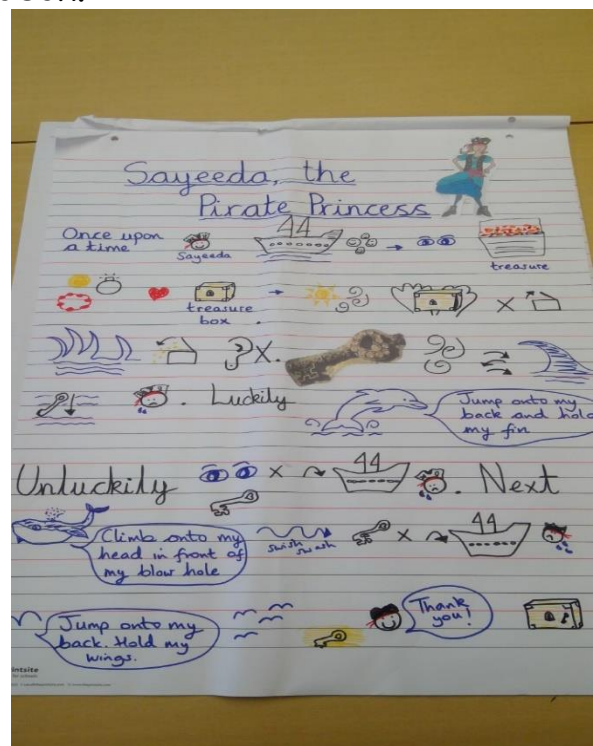
Luckily, a dolphin passed by and heard Sayeeda weeping. "Jump onto my back and hold my fin," he said. "We'll dive down and try to find it." So, they swooped and they swooped through the water. Unluckily, there was no sign of the jewelled key. Sayeeda climbed back onto the pirate galleon and wept again.

Next, a whale passed by and heard Sayeeda weeping. "Climb onto my head in front of my blow hole," she said. "We'll glide across the sea and look down through the clear ocean water and try to find it." So, they swished and swashed gently across the water. Unluckily, there was no sign of the jewelled key. Sayeeda climbed back onto the pirate galleon and wept even more.

Finally, a seagull landed on the deck beside Sayeeda. "Jump onto my back and hold my wings," he said, "We'll fly across the sea and try to find it." So, they flew high through the gentle breeze and

all the seagulls' friends joined them. They flew and they flew until they came to a beach and Sayeeda jumped off the seagull's back. She took a few steps across the sand and ... there in front of her was a jewelled key. Her key. "Oh, thank you," said Sayeeda to the seagull. Together, they flew back to the pirate galleon.

Sayeeda locked the key safely in her treasure box. Then she took the box to her cabin and locked it away in her cupboard. She remembered her father's warning. Never again, would she open her treasure box on the deck.




Share the story of *Sayeeda, the Pirate Princess* with a grown-up and talk together about the story.




(1) Which character did you like best? Why?

A set of handwriting practice lines consisting of four horizontal bands: a top blue band, two middle orange bands, and a bottom blue band.

(2) Did anything surprise you about the story?

A set of handwriting practice lines consisting of four horizontal bands: a top blue band, two middle orange bands, and a bottom blue band.

(3) What did Sayeeda learn by the end of the story?

A set of handwriting practice lines consisting of four horizontal bands: a top blue band, two middle orange bands, and a bottom blue band.

(4) What question would you ask Sayeeda?

A set of handwriting practice lines consisting of four horizontal bands: a top blue band, two middle orange bands, and a bottom blue band.

Tuesday 9th February

Remember you can listen to an audio recording of this story here:

<https://soundcloud.com/talkforwriting/sayeeda/s-ewAQuMNjrJt>

Otherwise, you can find the written story at the beginning of this booklet/Sway.

Who said what?

Read the story together again.

Draw a line to match the speaker with the correct image.

"Jump onto my back and hold my fin."	
"Jump onto my back and hold my wings."	
"Thank you."	
"Climb onto my head in front of my blowhole"	
"Don't open your treasure box on deck."	

Write out what the **dolphin** said including speech marks

" "

Quiz time

★ The special challenge is to see if you can answer in sentences.

1. How did Sayeeda like to spend her days?

A set of horizontal lines for handwriting practice, consisting of three blue lines and two orange lines, providing a guide for letter height and placement.


2. What did she like to do best?

A set of horizontal lines for handwriting practice, consisting of three blue lines and two orange lines, providing a guide for letter height and placement.


3. Why did Sayeeda's father tell her not to open her treasure box on the galleon's deck?

A set of horizontal lines for handwriting practice, consisting of three blue lines and two orange lines, providing a guide for letter height and placement.

4. What do you think Sayeeda's father said to her when the jewelled key slid away?

A set of horizontal lines for handwriting practice, consisting of three blue lines and two orange lines, providing a guide for letter height and placement.

5. Why did Sayeeda weep?

A set of horizontal lines for handwriting practice, consisting of three blue lines and two orange lines, providing a guide for letter height and placement.

Wednesday 10th

Remember you can listen to an audio recording of this story here:
<https://soundcloud.com/talkforwriting/sayeeda/s-ewAQuMNjrJt>

Otherwise, you can find the written story at the beginning of this booklet/Sway.

Say the words slowly, quickly, softly, loudly and in as many different ways you can.

Show your grown up how you can

swoop ... glide ... fly

like the creatures in the story.

Can you write some sentences including these words? Remember to use adjectives!

Birds like to *fly*

Seagulls like to *swoop* down.....

CHALLENGE! Can you use the word *so*?



Thursday 11th

Remember you can listen to an audio recording of this story here:
<https://soundcloud.com/talkforwriting/sayeeda/s-ewAQuMNjrJt>
Otherwise, you can find the written story at the beginning of this booklet/Sway.

Fill your treasure chest

What will *you* put into *your* treasure chest? Can you list 6 things on a piece of paper?



See if you can now complete these sentences telling me why you have included those things:

I will put a _____ in my treasure chest because

Handwriting practice lines for the first sentence completion.

I will put a _____ in my treasure chest because

Handwriting practice lines for the second sentence completion.

Friday 12th

Diary entry



Last night I wrote in my diary about my adventure but I couldn't remember where to put the capital letters and full stops. Please can you correct the text for me?

Dear Diary,

yesterday I had an adventure I was on the deck and I was holding my beautiful jewelled key all of a sudden a huge wave swept it from my hands and it fell overboard daddy said, "Shiver my timbers!" and I cried

luckily, a seagull helped me to find my key and daddy gave me a hug it was fun flying on the seagull's back

I have locked my treasure box in my cupboard and I won't take it on deck again

bye for now


sayeeda xxx

Handwriting practice

Can you write out Sayeeda's diary entry in your very best handwriting?



Spare paper:



Maths

Please access the **Oak National Academy** for Key Stage 1

<https://classroom.thenational.academy/subjects-by-key-stage/key-stage-1>

Click **Maths**

This week we will be starting a new unit: **Multiplication and Division**

Please click on the lessons (beginning on Lesson 1) for each day, alternatively you can click the links provided here to go straight to the day's lesson. Once you click **start lesson**, watch the **video**. The teacher will talk you through each step, giving you time to complete activities along the way. You can pause it at any time. Then have a go at completing the **independent task** at the end (You can pause the video on the task). You can then continue watching to check your answers. Finally, have a go at the **quiz** (online).

*You can do your work here in this booklet, in an exercise book or on some paper. Here, we have also included a **challenge task** and a **task if you are finding it a bit tricky**. Maybe you could take a photo of your favourite piece of work to email us 😊*

Monday 8th

Lesson 1: To find double and half an amount of money

Online Lesson link: <https://classroom.thenational.academy/lessons/to-find-double-and-half-of-an-amount-of-money-cdj3jd>

This is the independent work for Lesson 1:

HALF PRICE SALE!



The illustration shows a 'HALF PRICE SALE!' banner at the top. Below it are several items with yellow price tags: a green eraser with a tag labeled '16p', a blue pencil with a tag labeled '10p', a cartoon character on a tag labeled '20p', and a blue pen with a tag labeled '14p'. At the bottom left is a yellow smiley face emoji.

These items are in the half price sale! The price tags show the original price. Can you work out how much they cost now that they are half price?

Challenge! Can you have a go at these extra questions.

Half of 30p = _____ p Half of 24p = _____ p Half of 50p = _____ p

Half of £1.00 = _____ p Half of £2.00 = _____ p

HALF PRICE SALE!



These items are in the half price sale too but the difference here is that the price shown is the half price! Can you figure out how much the items cost before they went into the half price sale?

If you're finding it tricky, click on this youtube link to see a person doubling and halving objects:

<https://www.youtube.com/watch?v=8gbTD8rJhXA>


Tuesday 9th

Lesson 2: To recognise and add equal groups


Online Lesson link: <https://classroom.thenational.academy/lessons/to-recognise-and-add-equal-groups-cgr68d>

Independent task plus **challenge** option:

3 groups of 2






$$\square + \square + \square = \square$$



$$\square + \square = \square$$

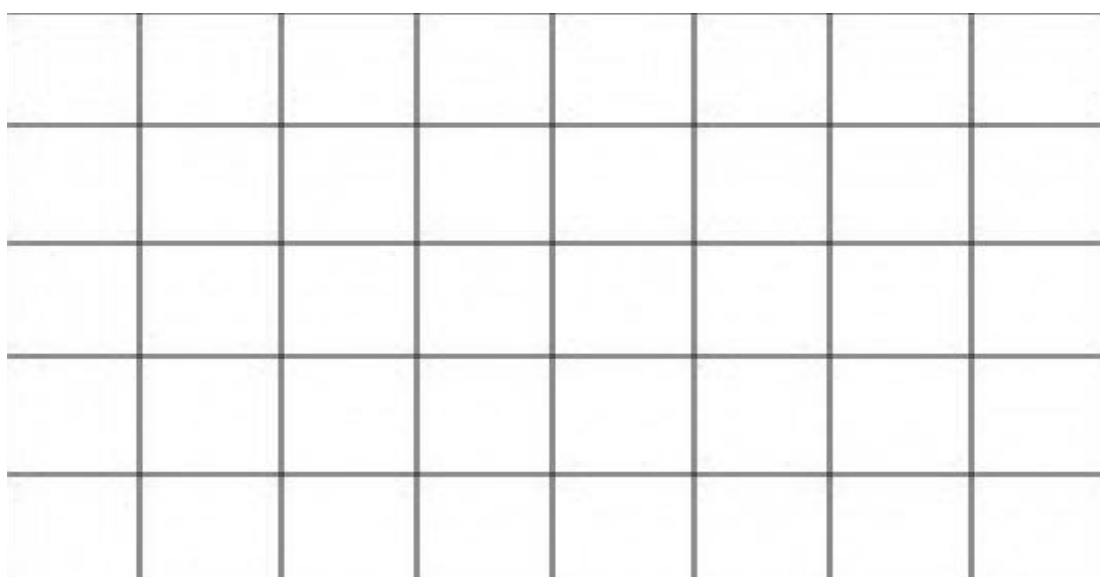
Challenge:

Draw 4 flowers in each of these circles then add together.



$$\square + \square + \square = \square$$

THINK - How do you know?



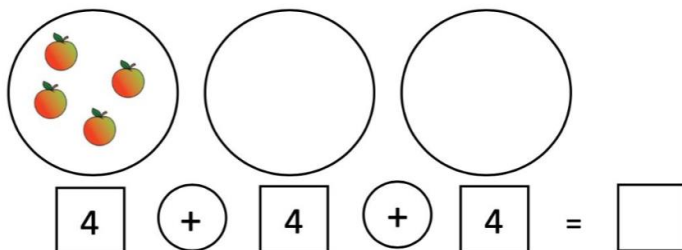
Wednesday 10th

Lesson 3: To add equal groups

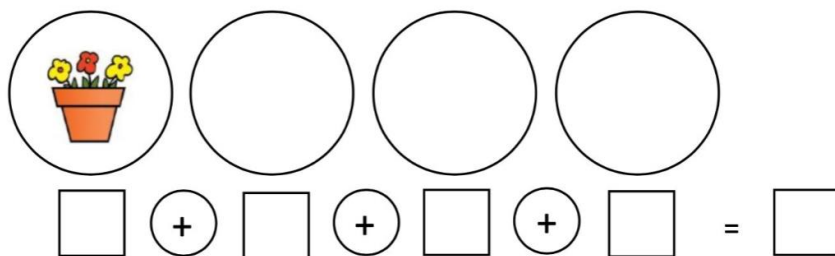
Online Lesson link: <https://classroom.thenational.academy/lessons/to-add-equal-groups-6thkat>

Independent task plus **challenge** option:

Apples come in bags of four. Goldilocks buys three bags of apples. How many apples does she have in total?



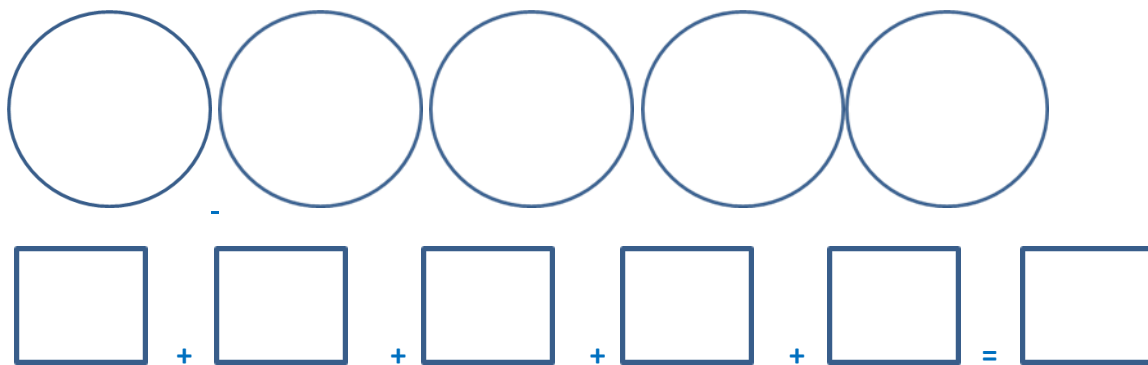
There are three flowers in each pot. How many flowers are there altogether in four pots?



This time draw the apples and flowers in each circle before counting them.

Challenge:

**Potatoes come in bags of 5. Mrs Taylor buys 5 bags.
How many potatoes does she buy altogether?**



Extra Challenge!

Have a go at these extra questions:

$$3 + 3 + 3 =$$

$$5 + 5 + 5 =$$

$$6 + 6 + 6 =$$

$$7 + 7 + 7 + 7 =$$

Thursday 11th

Lesson 4: To solve problems using repeated patterns

Online Lesson link: <https://classroom.thenational.academy/lessons/to-solve-problems-using-repeated-patterns-c4w32t>

Independent task plus if you're finding it tricky and challenge option:



TOP SECRET

Clue: the shapes have 24 sides in total. All the shapes are the same.

How many triangles have 24 sides?

How many squares have 24 sides?

How many rectangles have 24 sides?

If you're finding it tricky option:

How many squares have 8 sides?

How many squares have 12 sides?

How many triangles have 6 sides?

How many triangles have 9 sides?

Challenge option:

How many squares have 28 sides?

How many squares have 32 sides?

How many triangles have 27 sides?

How many triangles have 36 sides?



Friday 12th

Lesson 5: To share a total equally between a set number of groups

Online Lesson link: <https://classroom.thenational.academy/lessons/to-share-a-total-equally-between-a-set-number-of-groups-6cu3cd>

Independent task plus a **challenge** option:

How many
objects are in
each group?

Remember to draw one
and then cross it out
from the top.

You may want to use
objects to help you.



--	--

There are cakes in each group.



--	--	--

There are pears in each group.



--	--	--	--

There are flowers in each group.



--	--

There are glasses in each group.

Challenge

True or false? Explain your answer.

I have divided my chocolate fairly into four groups. Each group has three pieces of chocolate.



How do you know? Explain your answer here:

Some paper to help you write out the calculations

Eg $4 + 4 + 4 =$

Science: What vegetables grow underground?

Today we will explore what root vegetables are and how many different types of vegetables grow underground.



How many vegetables can you think of? See if you can think of at least 5 different types. What types of root vegetables do you have in your home right now? Draw them here:



Listen to the information on the slide player link below:

<https://slideplayer.com/slide/9322767/>



Make a list of the root vegetables you can remember.
Draw some of the root vegetables below and label each one.



radish

Now see if you can carefully cut a potato in half, look at the patterns inside, dip the potato into different coloured paint and create a fantastic pattern of your own! You could ask your adult to cut a pattern inside, to create more shapes.

It may look a bit like this:



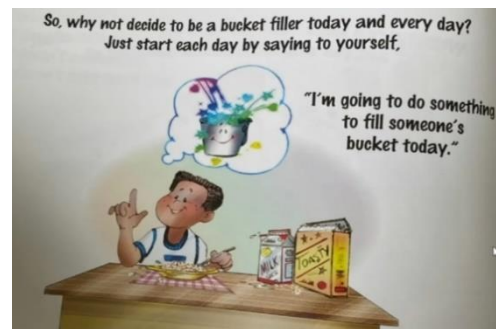
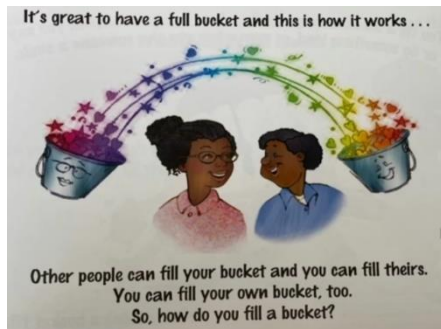
TUESDAY

PSHE: Forever Friends

Please access Oak National Academy:

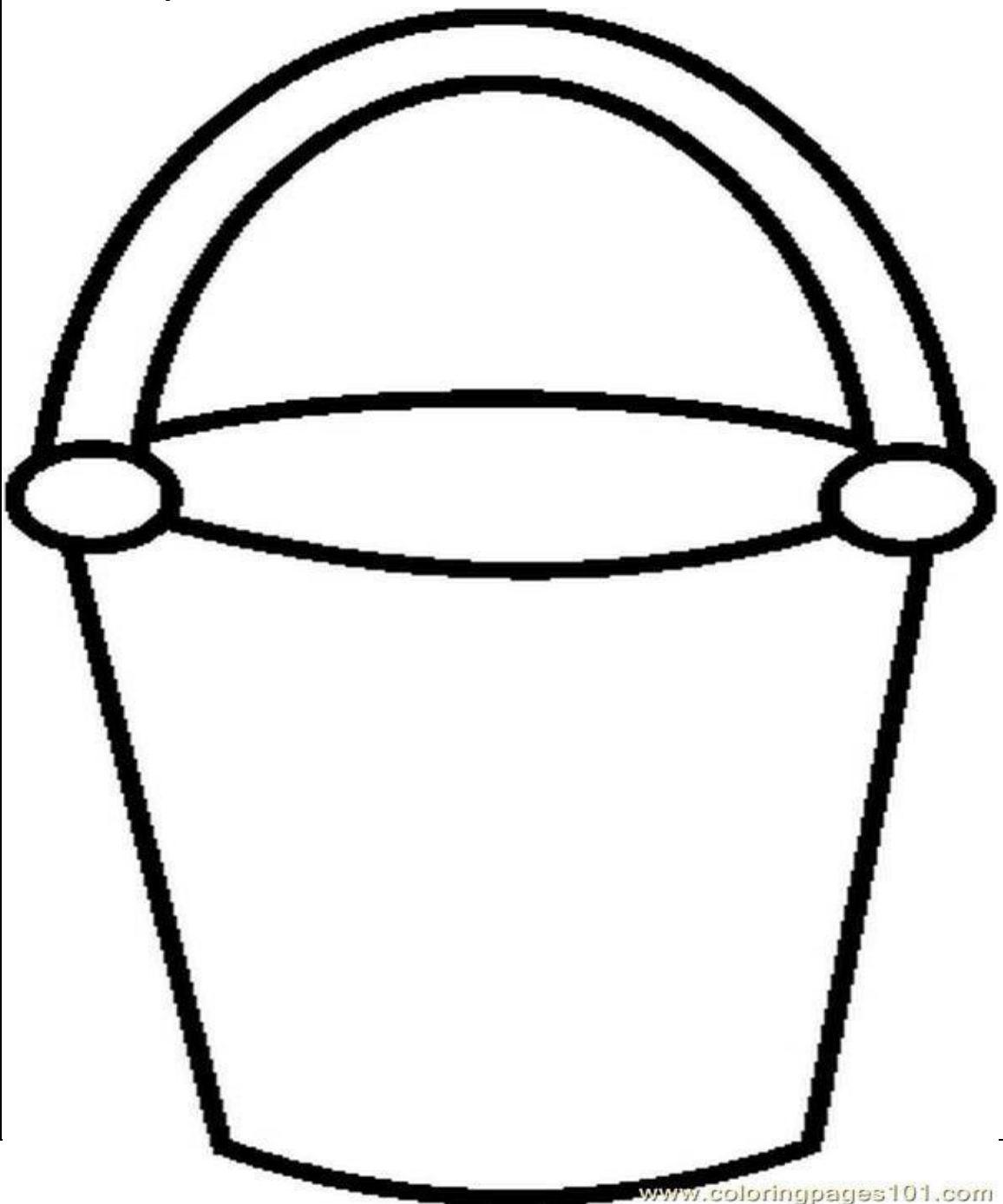
<https://classroom.thenational.academy/lessons/forever-friends-68ukec>

Alternatively, you can access today's lesson by, on Oak Academy, clicking on **subjects**, **key stage 1**, **PSHE**, **Forever friends**, **Lesson 3: Forever Friends**. The video explains that everyone has an 'invisible bucket' of good feelings. Can you share your ideas of how you could help fill up other people's buckets?



What could you do to make them feel happy and fill up their bucket? Have a chat to your grown up.

Now see if you can draw and/or write kind ideas in the bucket below:



WEDNESDAY

PE

Yoga – Sonic the Hedgehog

<https://www.youtube.com/watch?v=QM8NjfCfOg0>



There are so many fun yoga exercise stories to join in with on this channel! You could pick your favourite story for some PE time another day too!

*Remember you can send us **photos** of any fun learning you're doing at home!*

Music – Understanding pulse

Click on the Oak National Academy link below:

<https://classroom.thenational.academy/lessons/creating-simple-patterns-6rwk8d>

Alternatively, on Oak Academy, click on **subjects, key stage 1, music, pulse, Lesson 2: creating simple patterns** and follow along with the video.

Can you join in with the songs? Can you join in with the pulse?

How many different ways can you move your body in time to the beat?

Can you clap the pulse when you are listening to other songs at home?

There are also fun music 2Dos: 2Beat and 2 Explore for you to explore on PurpleMash!

THURSDAY

Topic – The Enchanted Woodland

Who lives behind this door?

This is a tiny door at the bottom of a very large tree trunk. It has a tiny window, a very tiny door handle plus there are lots of colourful toadstools growing outside.

Who might live behind this magical door?



Design your own door below:



Here are some more doors to inspire you!



Can you now make up your own story about the mysterious creature that lives behind the door! Please use your exercise book to write down your ideas.

If you have time, maybe you could make your design out of plasticine, play dough or salt dough. Remember to take a picture of it and send it into us at school, we would love to see your designs.

FRIDAY

PE

Yoga – Pets

<https://www.youtube.com/watch?v=M5MtR2KSdGk>



There are so many fun yoga exercise stories to join in with on this channel! You could pick your favourite story for some PE time another day too!

*Remember you can send us **photos** of any fun learning you're doing at home!*

Art – Introduction to print making

This is linked to our Science this week where we explored making patterns or prints using pieces of potato or other root vegetables.

Take a look at this video for some good ideas:

<https://classroom.thenational.academy/lessons/introduction-to-printmaking-cruk4c>

You could be very creative and use several different things to dip into paint. You could use your favourite colours, create a repeating pattern or make it rainbow! Go for it.

Please send us a photo of your favourite design.



Purple Mash 'To Dos'	<p>Purple Mash Access Purple Mash using your own username and password. <i>Explore and complete some of these new 2Dos then save/exit. I will be able to see all your hard work 😊</i></p> <ol style="list-style-type: none"> (1) 2Dos for the reading sections of each day's work: Quiz and Activity (2) 2Calculate Multiplication (3) Times tables game 2,5,10s (4) Creepy wood (5) Adventure in the Woods example (6) Phonics ch, sh cloze (7) Phonics ie, ea, oy (8) Phonics using ch and sh. Using th and qu. (9) Pirate (10) Treasure under the sea
Other links and activities	<p><i>You may wish to explore some of the following:</i></p> <p>Phonics games:</p> <p>Tricky word trucks: https://www.phonicsplay.co.uk/resources/phase/2/tricky-word-trucks</p> <p>Buried Treasure: https://www.phonicsplay.co.uk/resources/phase/2/buried-treasure</p> <p>There's more to explore on Phonics play!</p> <p>Maths games:</p> <p>Multiplication and division: https://www.topmarks.co.uk/maths-games/5-7-years/multiplication-and-division</p> <p>DT:</p> <p>Explore how to make a pirate hat!</p> <div data-bbox="858 1317 1225 1630" data-label="Image"> </div> <div data-bbox="954 1664 1121 1977" data-label="Image"> </div> <p><i>What you need:</i></p> <p>One sheet of newspaper</p> <p><i>What you do:</i></p> <ol style="list-style-type: none"> 1. Fold the paper in half.

2. Fold over the top corners so they meet in the middle.
3. Lift up the flap facing you and fold in.
4. Turn the hat around.
5. Now lift up the other flap and fold in.
6. Decorate my hat.

Treasure maps!

Can you make a treasure map with your grown up?

This web link will help you.



<https://theimaginationtree.com/div-pirate-map-and-treasure-hunt-games/>



When you've made your map, can you make up a story about hunting for treasure?

Art: Go on a colour walk!

Explore Tate Gallery

<https://www.tate.org.uk/kids/make/cut-paste/go-on-colour-walk>

Take a colourful treasure hunt walk through your neighbourhood or around your house

.....

It's been great to hear about the exciting things you've been getting up to at home. Alongside all your fantastic work, I've heard about exciting baking, colouring, playing, walking and exploring - these things are great and so important too! Well done everyone! 😊

Send in your work and we will see who will be star of the week!

